




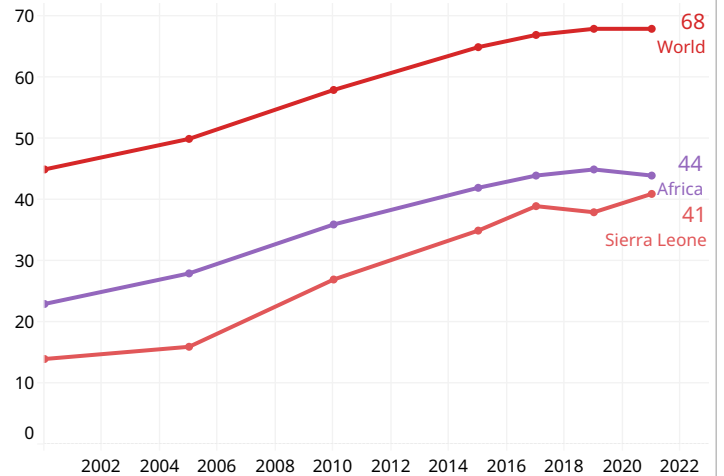
Sierra Leone

Maternal, Neonatal, and Child Health Profile

Country Context



Universal Health Coverage Index



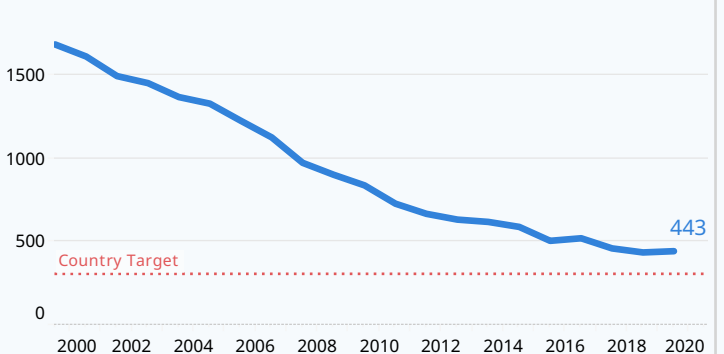
World Health Organization 2024 data.who.int, UHC service coverage index [Indicator], Accessed on 26 September 2024

Mortality Targets

- 300 per 100,000 live births by 2025
Country-Reported Maternal Mortality Rate Target
- 12 per 1,000 total births by 2030
Country-Reported Stillbirth Rate Target
- 12 per 1,000 live births by 2030
Country-Reported Neonatal Mortality Rate Target
- 25 per 1,000 live births by 2030
Under-5 Mortality Rate Target
- 13 per 1,000 live births by 2030
1-59 months Mortality Rate Target

Maternal mortality ratio

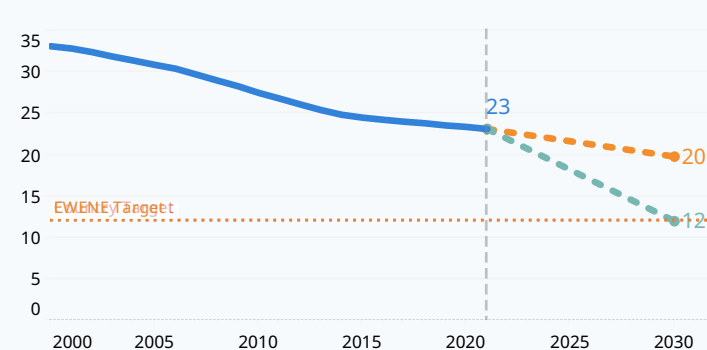
Maternal deaths per 100,000 live births



Estimates developed by the United Nations Inter-agency Group for Child Mortality Estimation, UNICEF, 2024

Stillbirth rate

deaths per 1,000 total births

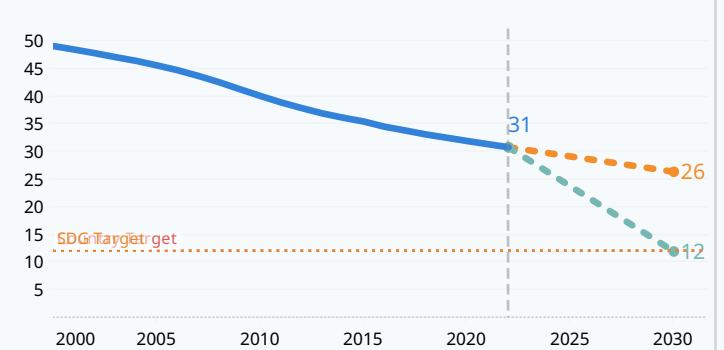


Estimates developed by the United Nations Inter-agency Group for Child Mortality Estimation, UNICEF, 2024

- Acceleration needed
- Current trend

Neonatal mortality rate

deaths per 1,000 live births



Estimates developed by the United Nations Inter-agency Group for Child Mortality Estimation, UNICEF, 2024



Sierra Leone

Maternal, Neonatal, and Child Health Profile

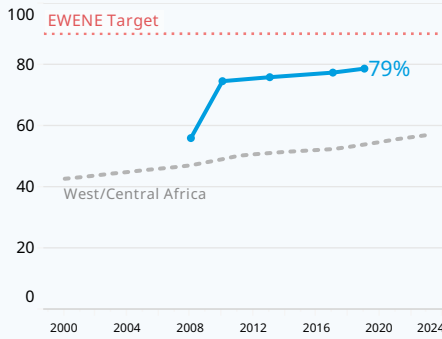
	Year	Country	Region
Maternal Mortality			
Total maternal deaths	2020	1,165	147,000
Lifetime risk of maternal deaths (1 in N)	2020	52	27
Stillbirth rate	2021	23	23
Maternal mortality ratio	2020	443	724
Anemia in women aged 15-49 (%)	2019	48	49
Women of reproductive age, short stature (%)	2019	1	
Nutrition			
Women (age 20+) underweight (BMI <18.5) (%)	2016		10
Iron and folic acid for pregnant women (%)	2019	28	
Low birth weight prevalence (%)	2020	10	
Pre-pregnancy			
Demand for family planning satisfied with modern methods (married/in union) (%)	2019	53	41
Informed decisions (15-19) for sexual reproductive health (%)	2019	22	12
Birth			
Skilled birth attendant (%)	2019	87	64
Caesarean section rate (%)	2019	4	5
Institutional deliveries (total) (%)	2019	83	64
Antenatal care (four or more visits) (%)	2019	79	54
Pregnancy			
Treatment of pregnant women living with HIV with ART (%)	2023	87	54
Intermittent preventive treatment for malaria during pregnancy 3+ (%)	2019	35	23
Neonatal			
Neonatal tetanus protection	2023	90	77
Postnatal care for mothers (%)	2019	86	57
Postnatal care for newborns (%)	2019	83	61
Postnatal			
Minimum dietary diversity (6-23 months) (%)	2021	24	25
Baby weighed at birth (%)	2013	48	
Early initiation of breastfeeding	2021	88	41
Exclusive breastfeeding (0-5 months)	2021	51	64

Progress to meet EWENE Coverage Targets

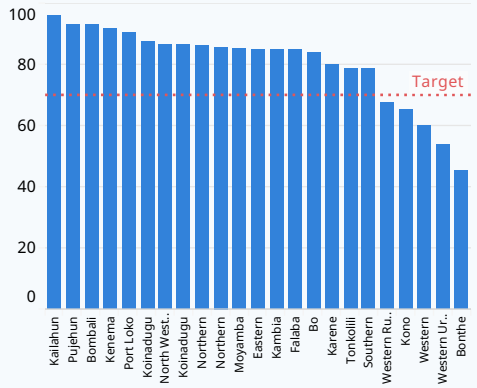


Four or more Antenatal Care Contact

Percentage of pregnant women with at least four antenatal care contacts

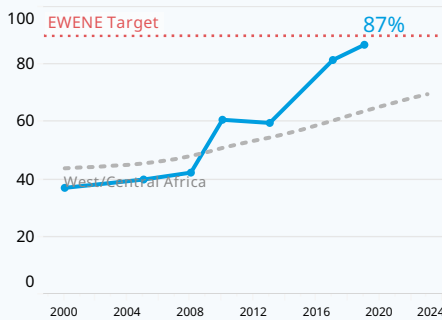


Percentage of pregnant women with at least four antenatal care contacts by division

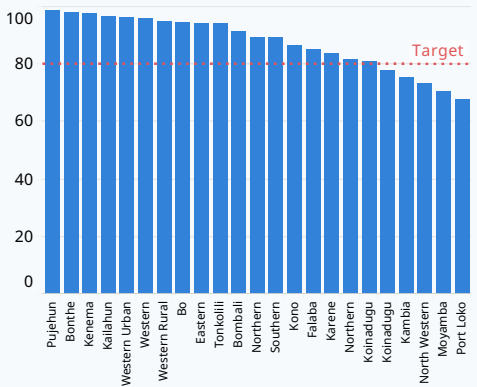


Skilled Attendant at Birth

Percentage of women with skilled attendant at last birth

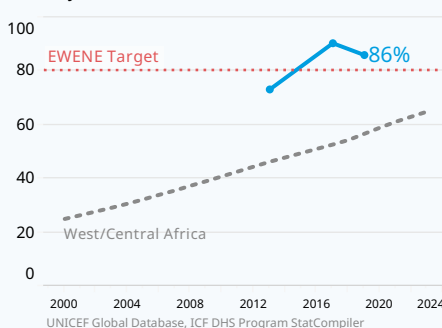


Percentage of women with skilled attendant at last birth by division

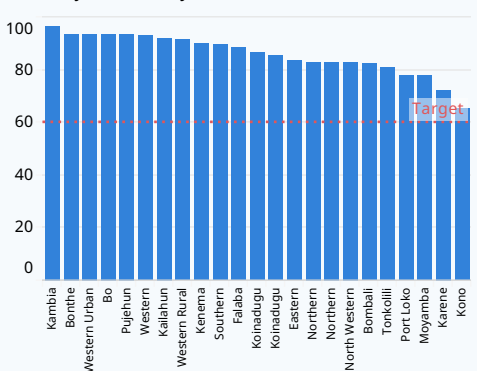


Postnatal Care for Women

Percentage of women with postnatal care within two days for birth



Percentage of women with postnatal care within two days for birth by division



Sierra Leone

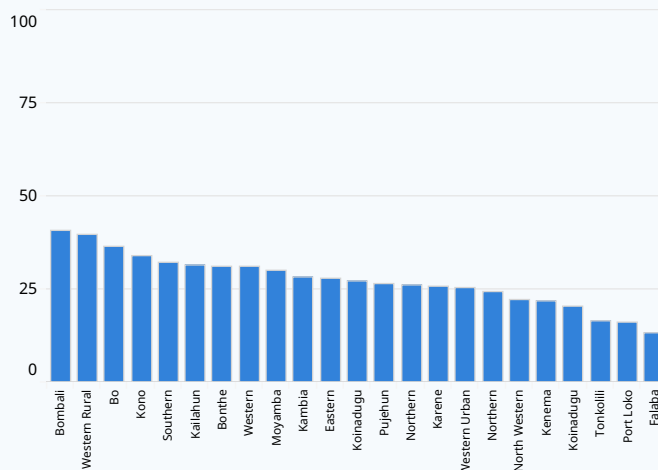
Maternal, Neonatal, and Child Health Profile

National Policy

Category	Indicator	Response	Status
Access to emergency obstetric care	Defined list of essential equipment needed for and comprehensive EmOC	Yes	Green
	National strategy/implementation plan for scale up	No	Red
	EmOC facility mapping showing the 2021 geographical distribution with MoH	No	Red
	Specific budget line in the national plans (and where relevant sub national plans)	No	Red
	Defined minimum number of midwives to be staffed in an EmOC health facility for providing 24h/7d care	Yes	Green
	Standardized designs and floor plans for the basic EmOC health facilities	Yes	Green
	Country capacity to provide yearly data on the performance of EmOC signal functions for measuring the availability of EmOC	No	Red
Scaling up small and sick newborn care	Defined list of essential equipment needed for level 2 small and sick newborn care	Yes	Green
	National strategy/implementation plan for scale-up	Yes	Green
	Specific budget line in the national plans (and where relevant subnational plans)	No	Red
	Defined Human Resources staffing norms for level 2 newborn care	Yes	Green
	Standardized designs and floor plans to deliver level 2 package of services	Yes	Green
	Does the country have a data system to record admissions, outcomes, and quality of care for level 2 newborn care?	Yes	Green
	Policy provision of free transport of small and sick newborn (either government-provided or voucher for transport)	Yes	Green
	Coordination mechanism linking improvement of level 2 newborn care with improving maternity services to prevent major conditions causing newborn deaths	Yes	Green
	Provision in policy/guidelines for engagement of families in the care of babies	Yes	Green
	System for post discharge follow-up of babies to improve survival, growth and development	No	Red

Every Newborn Action Plan (ENAP) and Ending Preventable Maternal Mortality (EPMM), Joint Country Implementation Tracking Tool, 2022. Based on country self-report.

Women who make their own informed decisions (%)



Women who make their own informed decisions (%)	28 ²⁰¹⁹
Contraceptive use	78 ²⁰¹⁹
Reproductive health care	44 ²⁰¹⁹
Sexual relations	68 ²⁰¹⁹
Access to women and men aged 15 years and older to sexual and reproductive health care, information and education (%)	65²⁰¹⁹
Maternity Care	63 ²⁰¹⁹
Contraceptive and Family Planning	100 ²⁰¹⁹
Sexuality Education	0 ²⁰¹⁹
HIV and HPV	75 ²⁰¹⁹

United Nations Statistics Division (UNSD). Sustainable Development Goals (SDG) Indicators Database.

Quality of Care, Health Workforce, and Data for Action

National strategy for accrediting and contracting private sector for MNH	No	Red	National strategy/plan for human resources for MNH	No	Red
National quality of care standards for MNH	Yes	Green	Defined core competencies for midwifery practice (essential competencies as per ICM)	Yes	Green
National quality of care standards for small and sick newborn care	Yes	Green	Defined core competencies for newborn care, including small and sick newborn care	Yes	Green
Agreed set of quality of care indicators	Yes	Green	Defined core competencies for community health or extension workers	Yes	Green
Maternal and perinatal death surveillance system in place for maternal deaths	Yes	Green	Electronic individual patient-based data system for maternity care to include uterotonic use, labour monitor, breastfeeding, and neonatal resuscitation if need..	No	Red
Maternal and perinatal death surveillance system in place for neonatal deaths	Yes	Green	Electronic individual patient-based data system for small and sick newborn care to include details on Kangaroo Mother Care, oxygen/CPAP use, antibiotics, etc.	No	Red
Maternal and perinatal death surveillance system in place for stillbirths	Yes	Green	Integration of maternal and perinatal death surveillance system data and routine health information system	No	Red
National quality of care plan included community participation in MNH for priority setting and planning	Yes	Green	Mechanism for data sharing from the private/NGO sector	Yes	Green
National quality of care plan included community participation in MNH for monitoring and evaluation	Yes	Green			

Every Newborn Action Plan (ENAP) and Ending Preventable Maternal Mortality (EPMM), Joint Country Implementation Tracking Tool, 2022. Based on country self-report.



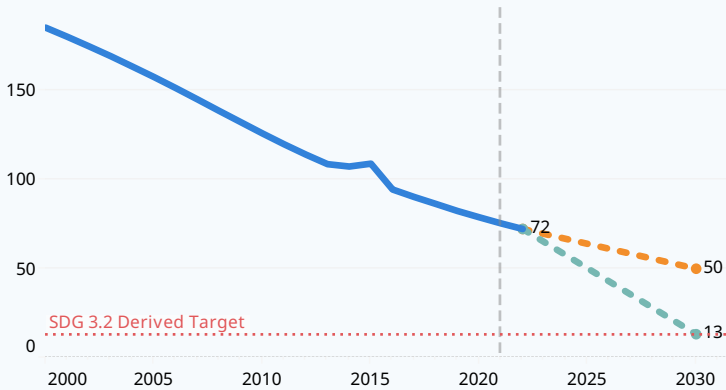
Sierra Leone

Maternal, Neonatal, and Child Health Profile

Child Mortality and Nutrition Outcomes

Mortality rate 1-59 months

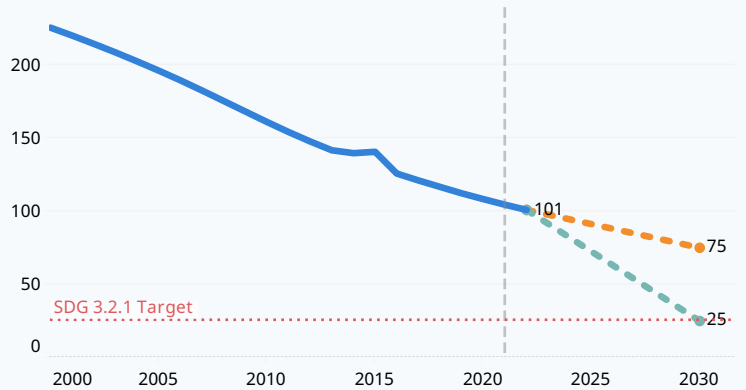
deaths per 1,000 live births



Estimates developed by the United Nations Inter-agency Group for Child Mortality Estimation, UNICEF, 2024

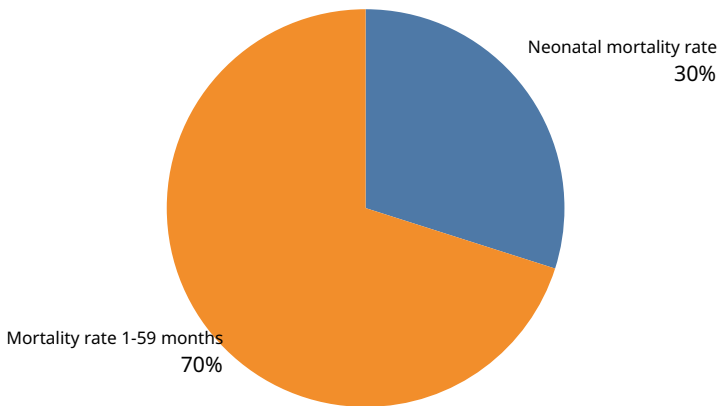
Under-five mortality rate

deaths per 1,000 live births



Estimates developed by the United Nations Inter-agency Group for Child Mortality Estimation, UNICEF, 2024

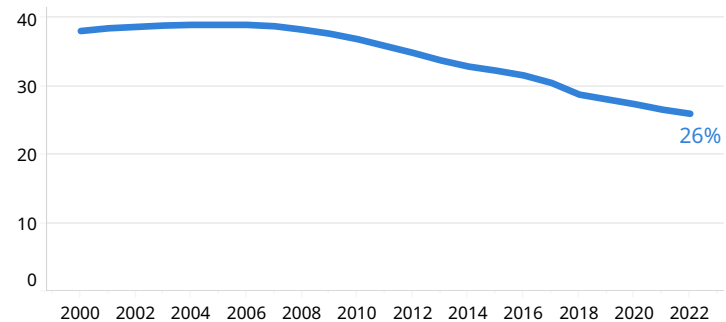
Percentage of Under-5 deaths by age



Estimates developed by the United Nations Inter-agency Group for Child Mortality Estimation, UNICEF, 2024

Under-five stunting (%)

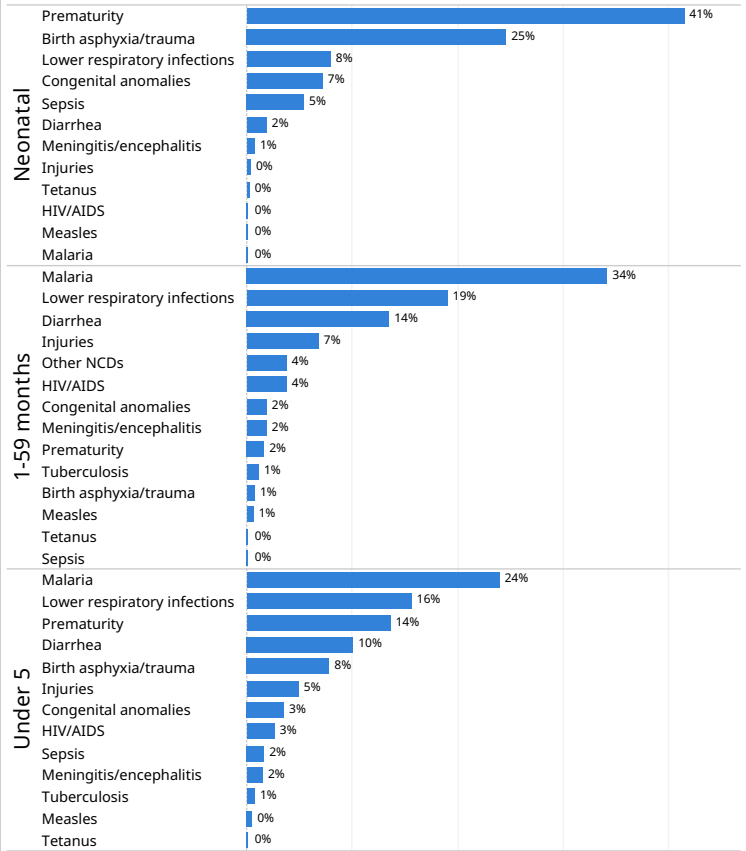
Percentage of children under 5:



Modelled Data for stunting and overweight. UNICEF/WHO/WB Joint Child Malnutrition Estimates 2021

Top 10 Child Causes of Death

% of total deaths in age group



Villavicencio F, Perin J, Eilerts-Spinelli H, Yeung D, Prieto-Merino D, Hug L, Sharrow D, You D, Strong KL, Black RE, Liu L. Global, regional, and national causes of death in children and adolescents younger than 20 years: an open data portal with estimates for 2000-21. Lancet Glob. Health. 2023. [https://doi.org/10.1016/S2214-109X\(23\)00496-5](https://doi.org/10.1016/S2214-109X(23)00496-5).



Sierra Leone

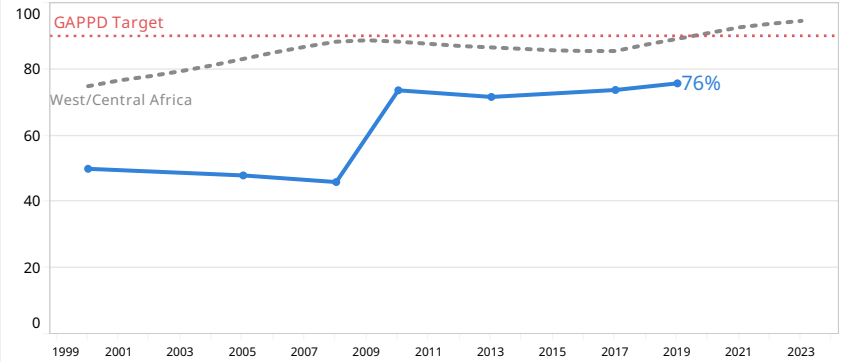
Maternal, Neonatal, and Child Health Profile

	Year	Country	Region
Mortality			
Neonatal deaths, as % of all <5	2022	31	35
All under-five deaths	2022	26,298	1,863,489
Under-five mortality rate	2022	101	89
Neonatal mortality rate	2022	31	30
Mortality rate 1-59 months	2022	72	61
Nutrition			
Under-five stunting (%)	2022	26	32
Under-five wasting (%)	2021	6	7
Under-five overweight (%)	2022	5	3
Prevent			
Immization - DTP3	2023	91	69
Immization - Measles	2023	90	40
Immization - PCV3	2023	93	64
Malaria prevention in children under-five - sleeping under ITNs (%)	2023		52
Immization - Rotavirus	2023	88	56
DTP1-DTP3 dropout (%)	2023	1	
DTP1-MCV1 dropout (%)	2023	2	
Zero-dose children	2023	20,000	
Vitamin A supplementation, full coverage	2022	69	71
Promote			
Minimum dietary diversity (6-23 months) (%)	2021	24	25
Early initiation of breastfeeding	2021	88	41
Exclusive breastfeeding (0-5 months)	2021	51	64
Continued breastfeeding (12-23 months)	2021	54	64
Treat			
Careseeking for symptoms of ARI	2019	76	41
Careseeking for fever (%)	2019	75	57
Diarrhoea treatment: ORS	2019	85	34
Diarrhoea treatment - ORS + zinc	2019	53	18
Malaria diagnostics in children under-five with fever (%)	2017	50	24
Treatment with ACT amongst children receiving any antimalarials (%)	2017	16	
Population using at least basic drinking-water services	2022	65	
Population using at least basic sanitation services	2022	23	
Population with hand washing facilities with soap and water at home	2022	18	
Context			
Total under-five population (000)	2023	1,164	95,801
Total Births (000)	2023	259	21,418
Birth registration (%)	2019	90	59
Reliance on clean fuels and technologies (%)	2022	1	
UHC Service Coverage Index (SDG 3.8.1)	2021	41	

Child Health Interventions

Careseeking for symptoms of ARI

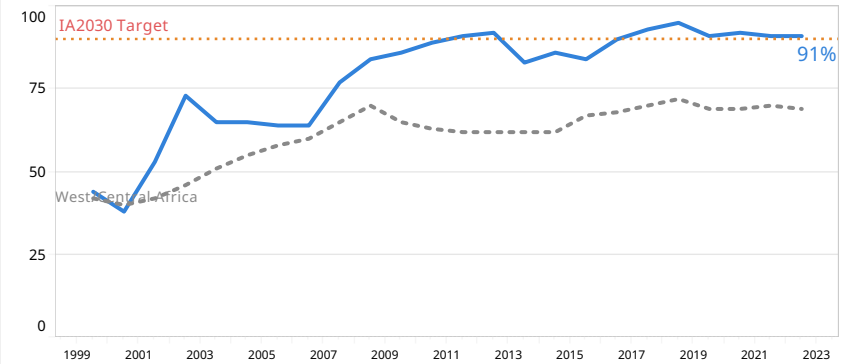
Percentage of children under 5 years:



Household Survey Data. UNICEF Global Database, MNCAH estimates

Immization - DTP3

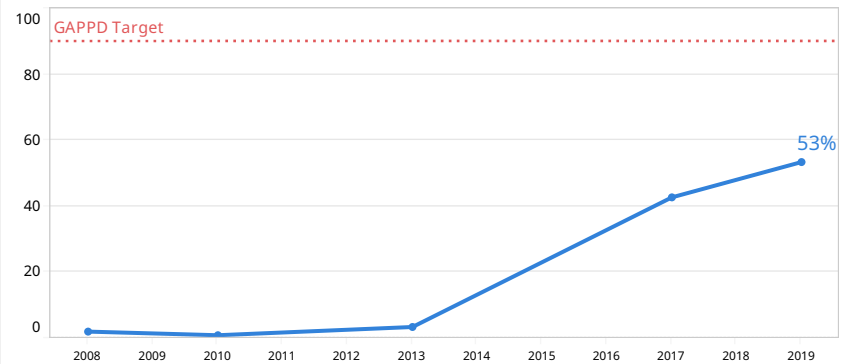
Percentage of children immunized:



Modelled Data. WHO/UNICEF Estimates of National Immunization Coverage, July 2021

Diarrhoea treatment - ORS + zinc

Percentage of children under 5 years:



Household Survey Data. UNICEF Global Database, MNCAH estimates

Sierra Leone

Maternal, Neonatal, and Child Health Profile

National Policy

Maternal Health	Indicator	Value	Status
	Birth registration	Yes	Green
	Birth/Labour companion	Yes	Green
	Costed RMNCH strategy/plan including MNH	Yes	Green
	Eight ANC contacts	Yes	Green
	Labour Care Guide/Revised partograph	Yes	Green
	Maternal death registration with civil registrar	Yes	Green
	Neonatal death registration with civil registrar	Yes	Green
	PNC updated with WHO recommendations	Yes	Green
	RMNCH/MNH plan updated to include quality of care standards	Yes	Green
	Stillbirth registration	Yes	Green

Every Newborn Action Plan (ENAP) and Ending Preventable Maternal Mortality (EPMM), Joint Country Implementation Tracking Tool. 2022. Based on country self-report.

Folate Fortified Foods	Indicator	Value	Status
	Maize	No	Red
	Rice	No	Red
	Wheat	No	Red

Food Fortification Initiative. 2023 Annual Report. FFI: Atlanta, USA 2024. Accessed at: <https://www.ffinetwork.org/annual-reports>

Governance	Indicator	Value	Status
	Civil society involvement in national maternal, newborn and child health programs	Yes	Green
	Dedicated adolescent health/well-being strategic plan	No	Red
	International code of marketing of breastmilk substitutes	Yes	Green
	Maternity protection (Convention 183)	No	Red
	National coordinating body that looks at RMNCAH or its components	Yes	Green
	National policy or guideline to improve quality of care of SRMNCAH services	Yes	Green

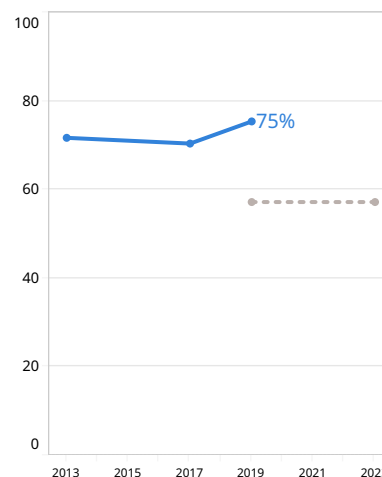
Maternal Death Review	Indicator	Value	Status
	A national maternal death review committee	Yes	Green
	A national policy to notify all maternal deaths	Yes	Green
	A national policy to review all maternal deaths	Yes	Green

Child Health Policies	Indicator	Value	Status
	Costed national implementation plan(s) for maternal, newborn and child health available	Yes	Green
	Integrated plan of SRMNCAH	Yes	Green

Child Health Policies	Indicator	Value	Status
	Birth registration requirement	Yes	Green
	Dedicated child health strategic plan	No	Red
	Policy on the management of pneumonia in children 2 - 59 months	Yes	Green
	Policy on the management of diarrhoea in children 0 - 9 years	Yes	Green
	Policy on the management of hospitalised children 1 month - 9 years	No	Red
	Policy on early childhood development	Yes	Green
	Policy on integrated management of childhood illness	Yes	Green

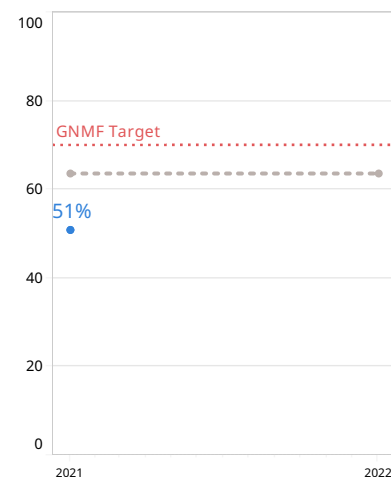
Sexual, Reproductive, Maternal, Newborn, Child and Adolescent Health Policy Survey, 2024

Careseeking for fever (%)
Percentage of children under 5:



Comparison to Regional Estimate in gray. Household Survey Data. UNICEF Global Database, MNCAH estimates

Exclusive breastfeeding (0-5 months)
Percentage of children under 5:



Comparison to Regional Estimate in gray. Household Survey Data. UNICEF Global Database, MNCAH estimates

Investment, Response, Resiliency, Equity

Indicator	Value	Status
Budgeted RMNCAH strategy (including MNH)	Partial	Yellow
Subnational implementation plans at the State/Regional/Provincial levels	No	Red
Subnational implementation plans at the district or an equivalent subnational unit le..	No	Red
Budgeted/financed subnational plans	No	Red
Tracking for domestic research allocations for MNH	No	Red
Additional resources allocated for vulnerable population groups	No	Red
User-fee exemptions for MNH	Yes	Green
Insurance or financial protection scheme for MNH	Yes	Green
Emergency transport system for MNH	Partial	Yellow
National emergency response plan	No	Red
National quality of care plan included community participation in MNH for priority se..	Yes	Green

Every Newborn Action Plan (ENAP) and Ending Preventable Maternal Mortality (EPMM), Joint Country Implementation Tracking Tool. 2022. Based on country self-report.

Commodities

Indicator	Value	Status
Tracking availability/stock outs of caffeine citrate	No	Red
Tracking availability/stock outs of dexamethasone	Yes	Green
Tracking availability/stock outs of heat stable carbetoicin	No	Red
Tracking availability/stock outs of magnesium sulfate	Yes	Green
Tracking availability/stock outs of oxytocin	Yes	Green

Every Newborn Action Plan (ENAP) and Ending Preventable Maternal Mortality (EPMM), Joint Country Implementation Tracking Tool. 2022. Based on country self-report.

Research and Innovation

Indicator	Value	Status
Does the country have a national prioritised research agenda for maternal and ne..	No	Red
Identified innovation needs for MNH	Yes	Green
National mechanism for sharing learning	Yes	Green

Every Newborn Action Plan (ENAP) and Ending Preventable Maternal Mortality (EPMM), Joint Country Implementation Tracking Tool. 2022. Based on country self-report.

Accountability

Indicator	Value	Status
Representation from civil society, women's groups, and parent advocacy groups..	Yes	Green
Representation from parent advocacy groups for MNH and prevention of stillbir..	No	Red

Every Newborn Action Plan (ENAP) and Ending Preventable Maternal Mortality (EPMM), Joint Country Implementation Tracking Tool. 2022. Based on country self-report.