




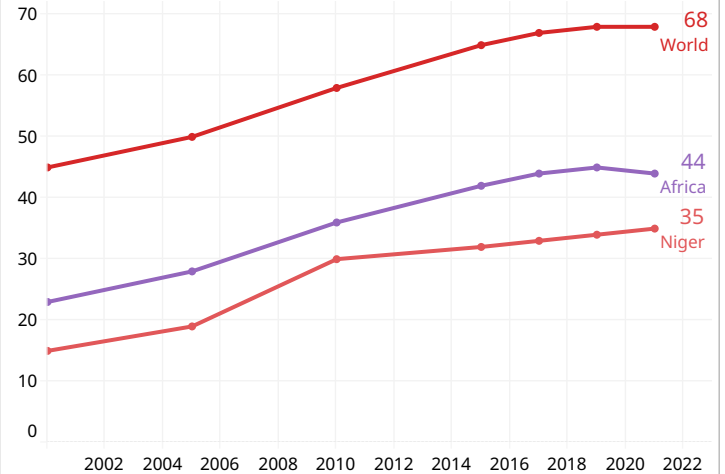
# Niger

## Maternal, Neonatal, and Child Health Profile

### Country Context



### Universal Health Coverage Index



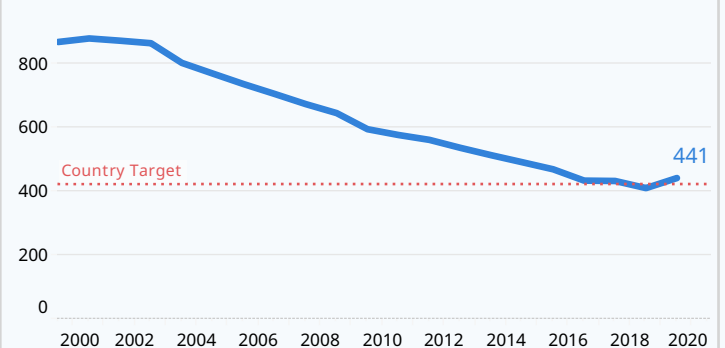
World Health Organization 2024 data.who.int, UHC service coverage index [Indicator]. Accessed on 26 September 2024

### Mortality Targets

- 419 per 100,000 live births by 2026  
Country-Reported Maternal Mortality Rate Target
- NA per 1,000 total births by NA  
Country-Reported Stillbirth Rate Target
- 15 per 1,000 live births by 2026  
Country-Reported Neonatal Mortality Rate Target
- 25 per 1,000 live births by 2030  
Under-5 Mortality Rate Target
- 13 per 1,000 live births by 2030  
1-59 months Mortality Rate Target

### Maternal mortality ratio

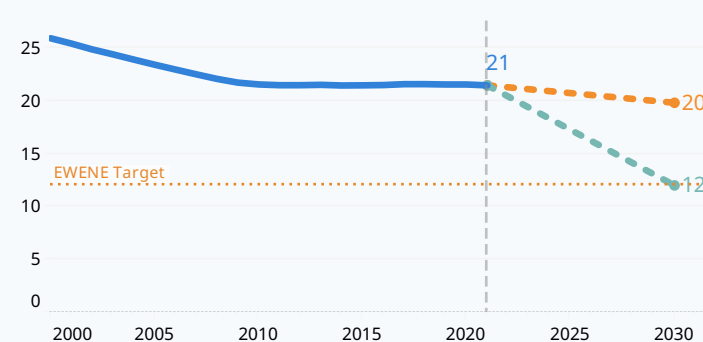
Maternal deaths per 100,000 live births



Estimates developed by the United Nations Inter-agency Group for Child Mortality Estimation, UNICEF, 2024

### Stillbirth rate

deaths per 1,000 total births

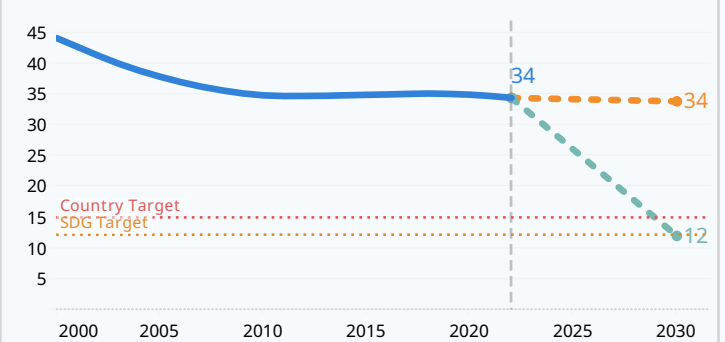


Estimates developed by the United Nations Inter-agency Group for Child Mortality Estimation, UNICEF, 2024

Acceleration needed  
Current trend

### Neonatal mortality rate

deaths per 1,000 live births



Estimates developed by the United Nations Inter-agency Group for Child Mortality Estimation, UNICEF, 2024



# Niger

## Maternal, Neonatal, and Child Health Profile

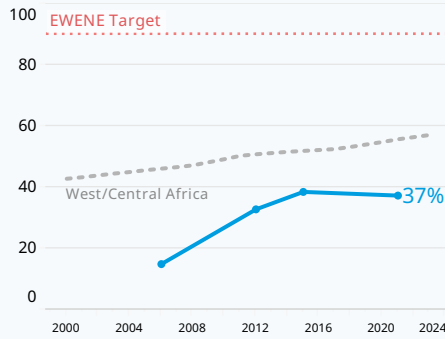
	Year	Country	Region
Maternal Mortality	2020	4,896	147,000
	2020	31	27
	2021	21	23
	2020	441	724
Anemia in women aged 15-49 (%)	2019	50	49
Women of reproductive age, short stature (%)	2012	1	
Women (age 20+) underweight (BMI <18.5) (%):	2016		10
Iron and folic acid for pregnant women (%)	2012	29	
Low birth weight prevalence (%)			
Pre-pr.	2018	46	41
	2021	44	67
Birth	2012	1	5
	2021	44	64
	2021	37	56
Pregnancy	2023	45	54
	2012	9	23
Neonatal tetanus protection	2023	80	77
Postnatal care for mothers (%)	2021	34	61
Postnatal care for newborns (%)	2021	34	61
Postnatal	2022	13	25
	2012	23	
	2022	71	41
	2022	25	64

### Progress to meet EWENE Coverage Targets

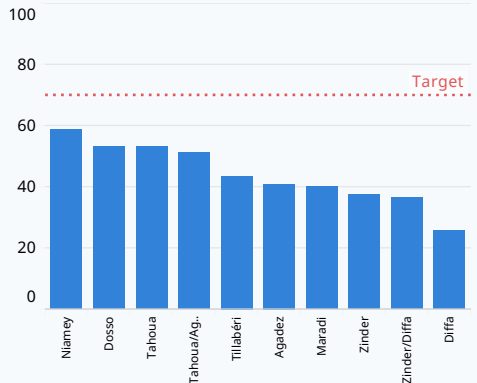


#### Four or more Antenatal Care Contact

Percentage of pregnant women with at least four antenatal care contacts

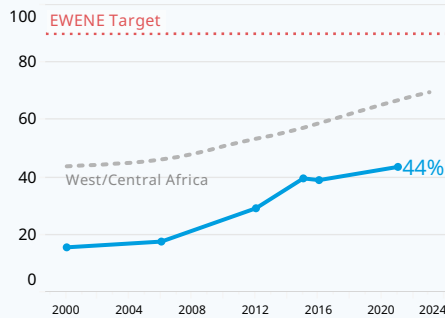


Percentage of pregnant women with at least four antenatal care contacts by division

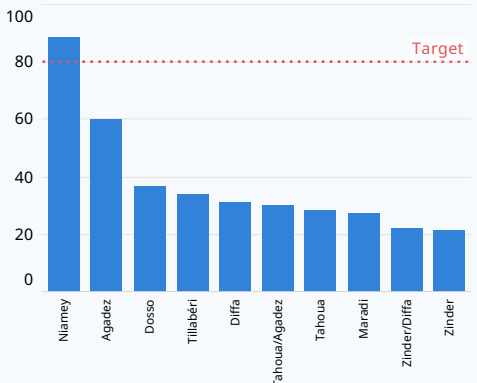


#### Skilled Attendant at Birth

Percentage of women with skilled attendant at last birth

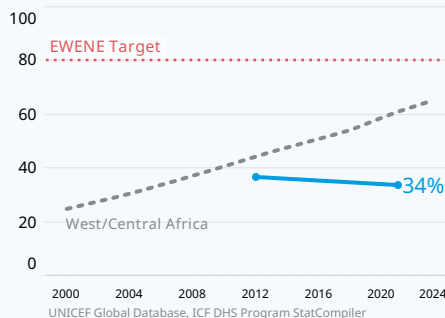


Percentage of women with skilled attendant at last birth by division

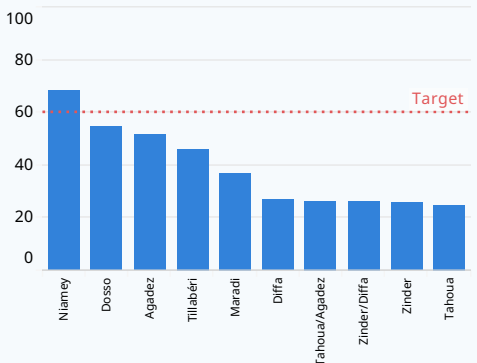


#### Postnatal Care for Women

Percentage of women with postnatal care within two days for birth



Percentage of women with postnatal care within two days for birth by division





# Niger

## Maternal, Neonatal, and Child Health Profile

### National Policy

Access to emergency obstetric care	Defined list of essential equipment needed for and comprehensive EmOC	Yes	●
	National strategy/implementation plan for scale up	No	●
	EmOC facility mapping showing the 2021 geographical distribution with MoH	Yes	●
	Specific budget line in the national plans (and where relevant sub national plans)	Yes	●
	Defined minimum number of midwives to be staffed in an EmOC health facility for providing 24h/7d care	Yes	●
	Standardized designs and floor plans for the basic EmOC health facilities	No	●
	Country capacity to provide yearly data on the performance of EmOC signal functions for measuring the availability of EmOC	No	●
Scaling up small and sick newborn care	Defined list of essential equipment needed for level 2 small and sick newborn care	Yes	●
	National strategy/implementation plan for scale-up	No	●
	Specific budget line in the national plans (and where relevant subnational plans)	No	●
	Defined Human Resources staffing norms for level 2 newborn care	No	●
	Standardized designs and floor plans to deliver level 2 package of services	No	●
	Does the country have a data system to record admissions, outcomes, and quality of care for level 2 newborn care?	Yes	●
	Policy provision of free transport of small and sick newborn (either government-provided or voucher for transport)	No	●
	Coordination mechanism linking improvement of level 2 newborn care with improving maternity services to prevent major conditions causing newborn deaths	Yes	●
	Provision in policy/guidelines for engagement of families in the care of babies	Yes	●
	System for post discharge follow-up of babies to improve survival, growth and development	Yes	●

Every Newborn Action Plan (ENAP) and Ending Preventable Maternal Mortality (EPMM), Joint Country Implementation Tracking Tool. 2022. Based on country self-report.

### Women who make their own informed decisions (%)

NO DATA

<b>Women who make their own informed decisions (%)</b>	<b>7</b> 2012
Contraceptive use	77 2012
Reproductive health care	21 2012
Sexual relations	35 2012
<b>Access to women and men aged 15 years and older to sexual and reproductive health care, information and education (%)</b>	2019
Maternity Care	2019
Contraceptive and Family Planning	100 2019
Sexuality Education	100 2019
HIV and HPV	95 2019

United Nations Statistics Division (UNSD). Sustainable Development Goals (SDG) Indicators Database.

### Quality of Care, Health Workforce, and Data for Action

National strategy for accrediting and contracting private sector for MNH	No	●	National strategy/plan for human resources for MNH	No	●
National quality of care standards for MNH	Yes	●	Defined core competencies for midwifery practice (essential competencies as per ICM)	Yes	●
National quality of care standards for small and sick newborn care	Yes	●	Defined core competencies for newborn care, including small and sick newborn care	Yes	●
Agreed set of quality of care indicators	Yes	●	Defined core competencies for community health or extension workers	Yes	●
Maternal and perinatal death surveillance system in place for maternal deaths	Yes	●	Electronic individual patient-based data system for maternity care to include uterotonic use, labour monitor, breastfeeding, and neonatal resuscitation if need..	No	●
Maternal and perinatal death surveillance system in place for neonatal deaths	Yes	●	Electronic individual patient-based data system for small and sick newborn care to include details on Kangaroo Mother Care, oxygen/CPAP use, antibiotics, etc.	No	●
Maternal and perinatal death surveillance system in place for stillbirths	No	●	Integration of maternal and perinatal death surveillance system data and routine health information system	Yes	●
National quality of care plan included community participation in MNH for priority setting and planning	Yes	●	Mechanism for data sharing from the private/NGO sector	No	●
National quality of care plan included community participation in MNH for monitoring and evaluation	No	●			

Every Newborn Action Plan (ENAP) and Ending Preventable Maternal Mortality (EPMM), Joint Country Implementation Tracking Tool. 2022. Based on country self-report.



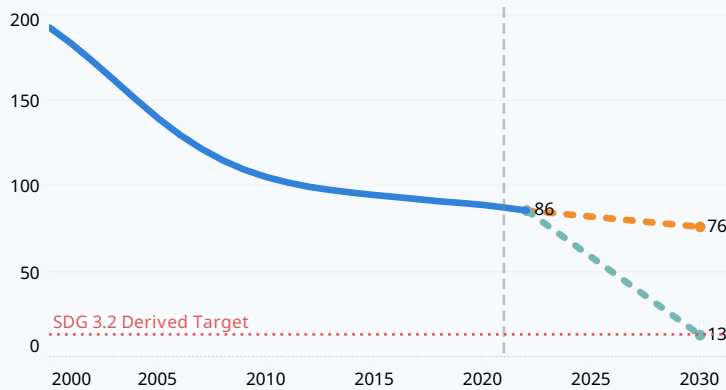
# Niger

## Maternal, Neonatal, and Child Health Profile

### Child Mortality and Nutrition Outcomes

#### Mortality rate 1-59 months

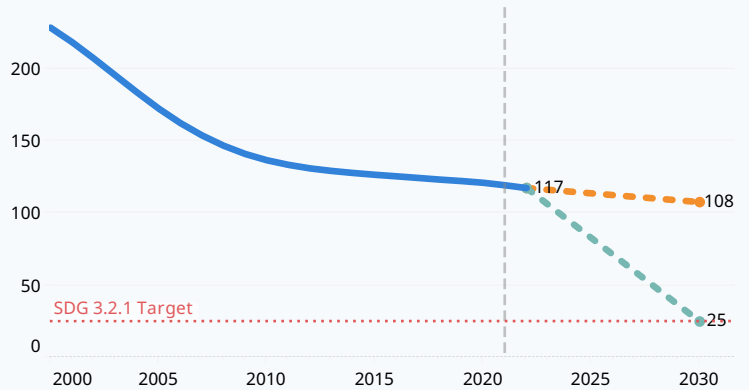
deaths per 1,000 live births



Estimates developed by the United Nations Inter-agency Group for Child Mortality Estimation, UNICEF, 2024

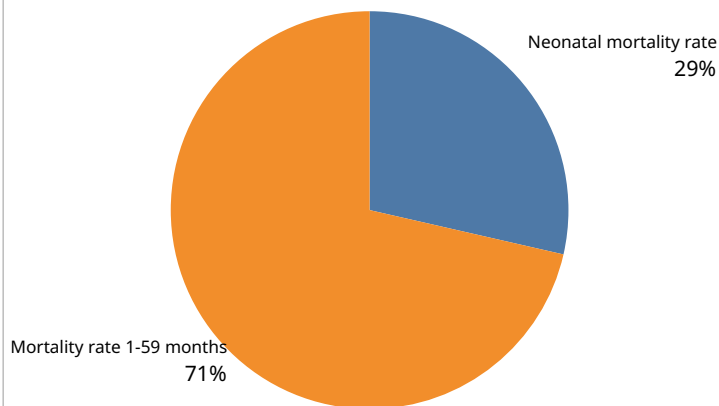
#### Under-five mortality rate

deaths per 1,000 live births



Estimates developed by the United Nations Inter-agency Group for Child Mortality Estimation, UNICEF, 2024

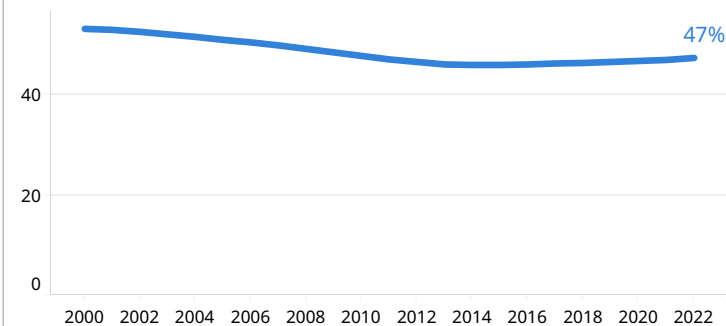
#### Percentage of Under-5 deaths by age



Estimates developed by the United Nations Inter-agency Group for Child Mortality Estimation, UNICEF, 2024

#### Under-five stunting (%)

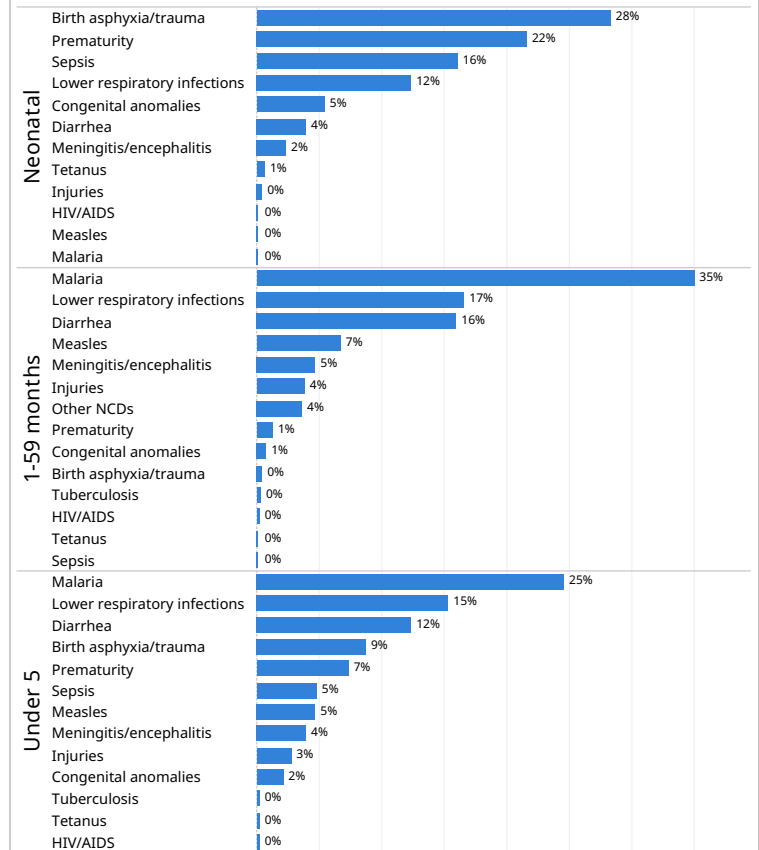
Percentage of children under 5:



Modelled Data for stunting and overweight. UNICEF/WHO/WB Joint Child Malnutrition Estimates 2021

#### Top 10 Child Causes of Death

% of total deaths in age group



Villavicencio F, Perin J, Ellerts-Spinelli H, Yeung D, Prieto-Merino D, Hug L, Sharrow D, You D, Strong KL, Black RE, Liu L. Global, regional, and national causes of death in children and adolescents younger than 20 years: an open data portal with estimates for 2000-21. Lancet Glob. Health. 2023. [https://doi.org/10.1016/S2214-109X\(23\)00496-5](https://doi.org/10.1016/S2214-109X(23)00496-5).



# Niger

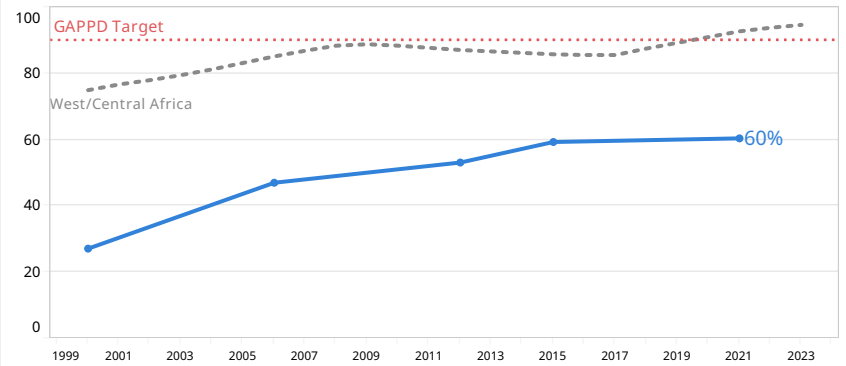
## Maternal, Neonatal, and Child Health Profile

	Year	Country	Region
Neonatal deaths, as % of all <5	2022	31	35
Mortality			
All under-five deaths	2022	130,602	1,863,489
Under-five mortality rate	2022	117	89
Neonatal mortality rate	2022	34	30
Mortality rate 1-59 months	2022	86	61
Nutrition			
Under-five stunting (%)	2022	47	32
Under-five wasting (%)	2022	11	7
Under-five overweight (%)	2022	3	3
Prevent			
Immunization - DTP3	2023	85	69
Immunization - Measles	2023	80	40
Immunization - PCV3	2023	85	64
Malaria prevention in children under-five - sleeping under ITNs (%)	2023		52
Immunization - Rotavirus	2023	88	56
DTP1-DTP3 dropout (%)	2023	10	
DTP1-MCV1 dropout (%)	2023	15	
Zero-dose children	2023	62,000	
Vitamin A supplementation, full coverage	2022	87	71
Promote			
Minimum dietary diversity (6-23 months) (%)	2022	13	25
Early initiation of breastfeeding	2022	71	41
Exclusive breastfeeding (0-5 months)	2022	25	64
Continued breastfeeding (12-23 months)	2022	79	64
Treat			
Careseeking for symptoms of ARI	2021	60	43
Careseeking for fever (%)	2021	67	57
Diarrhoea treatment: ORS	2021	41	35
Diarrhoea treatment - ORS + zinc	2021	21	18
Malaria diagnostics in children under-five with fever (%)	2021	32	24
Treatment with ACT amongst children receiving any antimalarials (%)	2021	77	
Population using at least basic drinking-water services	2022	49	
Population using at least basic sanitation services	2022	16	
Population with hand washing facilities with soap and water at home	2022	25	
Context			
Total under-five population (000)	2023	4,667	95,801
Total Births (000)	2023	1,096	21,418
Birth registration (%)	2021	66	59
Reliance on clean fuels and technologies (%)	2022	6	
UHC Service Coverage Index (SDG 3.8.1)	2021	35	

### Child Health Interventions

#### Careseeking for symptoms of ARI

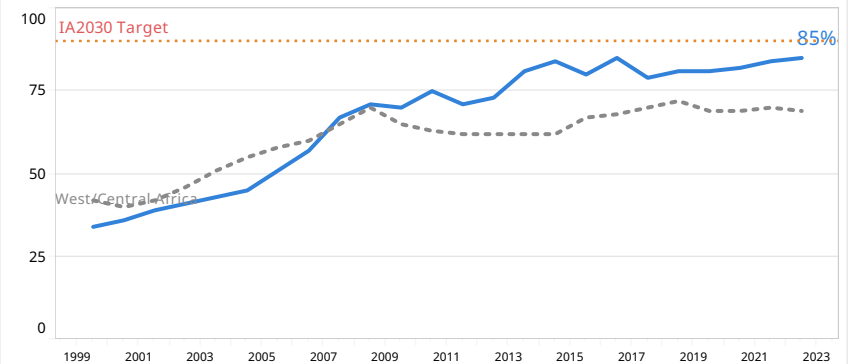
Percentage of children under 5 years:



Household Survey Data. UNICEF Global Database, MNCAH estimates

#### Immunization - DTP3

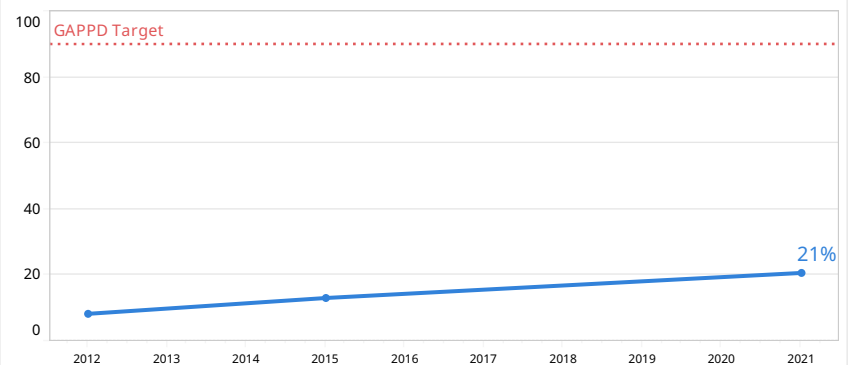
Percentage of children immunized:



Modelled Data. WHO/UNICEF Estimates of National Immunization Coverage, July 2021

#### Diarrhoea treatment - ORS + zinc

Percentage of children under 5 years:



Household Survey Data. UNICEF Global Database, MNCAH estimates



# Niger

## Maternal, Neonatal, and Child Health Profile

### National Policy

Maternal Health	Birth registration	Yes	●
	Birth/Labour companion	Yes	●
	Costed RMNCH strategy/plan including MNH	Yes	●
	Eight ANC contacts	Yes	●
	Labour Care Guide/Revised partograph	Yes	●
	Maternal death registration with civil registrar	Yes	●
	Neonatal death registration with civil registrar	Yes	●
	PNC updated with WHO recommendations	No	●
	RMNCH/MNH plan updated to include quality of care standards	Yes	●
	Stillbirth registration	No	●

Every Newborn Action Plan (ENAP) and Ending Preventable Maternal Mortality (EPMM), Joint Country Implementation Tracking Tool. 2022. Based on country self-report.

Folate Fortified Foods	Maize	No	●
	Rice	No	●
	Wheat	Yes	●

Food Fortification Initiative. 2023 Annual Report. FFI: Atlanta, USA 2024. Accessed at: <https://www.ffinetwork.org/annual-reports>

Governance	Civil society involvement in national maternal, newborn and child health programs	Yes	●
	Dedicated adolescent health/well-being strategic plan	Yes	●
	International code of marketing of breastmilk substitutes	Partial	●
	Maternity protection (Convention 183)	Yes	●
	National coordinating body that looks at RMNCAH or its components	Yes	●
	National policy or guideline to improve quality of care of SRMNCAH services	Yes	●

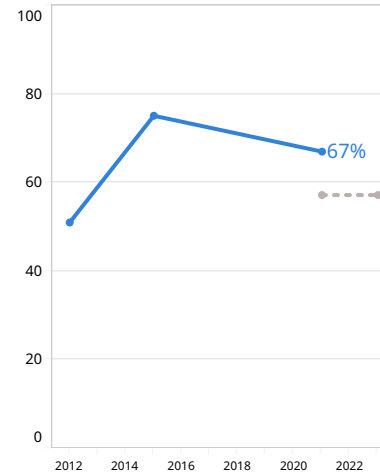
Maternal Death Review	A national maternal death review committee	Yes	●
	A national policy to notify all maternal deaths	Yes	●
	A national policy to review all maternal deaths	Yes	●

Child Health Policies	Costed national implementation plan(s) for maternal, newborn and child health available	Yes	●
	Integrated plan of SRMNCAH	Yes	●
	Birth registration requirement	Yes	●

Child Health Policies	Dedicated child health strategic plan	Yes	●
	Policy on the management of pneumonia in children 2 - 59 months	Yes	●
	Policy on the management of diarrhoea in children 0 - 9 years	Yes	●
	Policy on the management of hospitalised children 1 month - 9 years	Yes	●
	Policy on early childhood development	Yes	●
Child Health Policies	Policy on integrated management of childhood illness	Yes	●

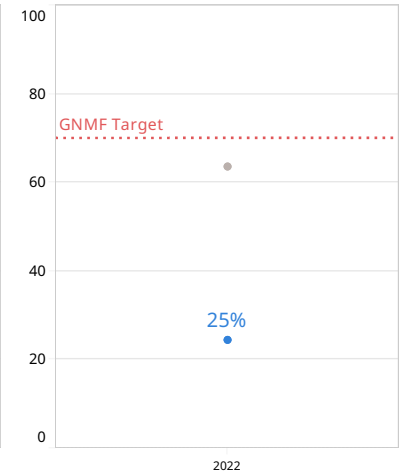
Sexual, Reproductive, Maternal, Newborn, Child and Adolescent Health Policy Survey, 2024

Careseeking for fever (%)  
Percentage of children under 5:



Comparison to Regional Estimate in gray. Household Survey Data. UNICEF Global Database, MNCAH estimates

Exclusive breastfeeding (0-5 months)  
Percentage of children under 5:



Comparison to Regional Estimate in gray. Household Survey Data. UNICEF Global Database, MNCAH estimates

### Investment, Response, Resiliency, Equity

Budgeted RMNCAH strategy (including MNH)	Partial	●
Subnational implementation plans at the State/Regional/Provincial levels	No	●
Subnational implementation plans at the district or an equivalent subnational unit le..	No	●
Budgeted/financed subnational plans	No	●
Tracking for domestic research allocations for MNH	Yes	●
Additional resources allocated for vulnerable population groups	No	●
User-fee exemptions for MNH	Yes	●
Insurance or financial protection scheme for MNH	No	●
Emergency transport system for MNH	Partial	●
National emergency response plan	No	●
National quality of care plan included community participation in MNH for priority se..	Yes	●

Every Newborn Action Plan (ENAP) and Ending Preventable Maternal Mortality (EPMM), Joint Country Implementation Tracking Tool. 2022. Based on country self-report.

### Commodities

Tracking availability/stock outs of caffeine citrate	No	●
Tracking availability/stock outs of dexamethasone	Yes	●
Tracking availability/stock outs of heat stable carbetocin	No	●
Tracking availability/stock outs of magnesium sulfate	Yes	●
Tracking availability/stock outs of oxytocin	Yes	●

Every Newborn Action Plan (ENAP) and Ending Preventable Maternal Mortality (EPMM), Joint Country Implementation Tracking Tool. 2022. Based on country self-report.

### Research and Innovation

Does the country have a national prioritised research agenda for maternal and ne..	No	●
Identified innovation needs for MNH	Yes	●
National mechanism for sharing learning	No	●

Every Newborn Action Plan (ENAP) and Ending Preventable Maternal Mortality (EPMM), Joint Country Implementation Tracking Tool. 2022. Based on country self-report.

### Accountability

Representation from civil society, women's groups, and parent advocacy groups..	Yes	●
Representation from parent advocacy groups for MNH and prevention of stillbir..	No	●

Every Newborn Action Plan (ENAP) and Ending Preventable Maternal Mortality (EPMM), Joint Country Implementation Tracking Tool. 2022. Based on country self-report.