




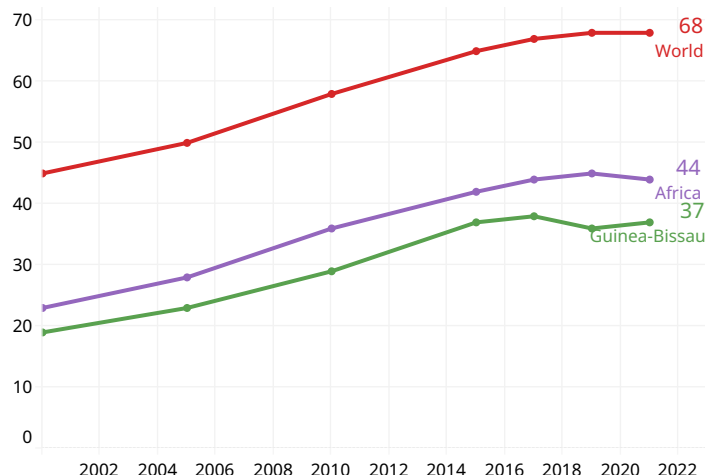
Guinea-Bissau

Maternal, Neonatal, and Child Health Profile

Country Context



Universal Health Coverage Index



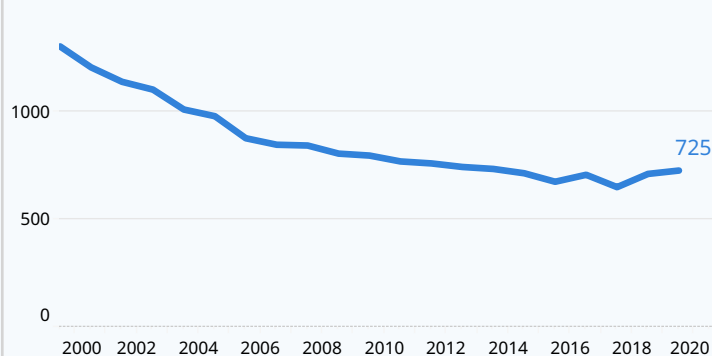
World Health Organization 2024 data.who.int, UHC service coverage index [Indicator]. Accessed on 26 September 2024

Mortality Targets

- NA per 100,000 live births by NA
Country-Reported Maternal Mortality Rate Target
- NA per 1,000 total births by NA
Country-Reported Stillbirth Rate Target
- NA per 1,000 live births by NA
Country-Reported Neonatal Mortality Rate Target
- 25 per 1,000 live births by 2030
Under-5 Mortality Rate Target
- 13 per 1,000 live births by 2030
1-59 months Mortality Rate Target

Maternal mortality ratio

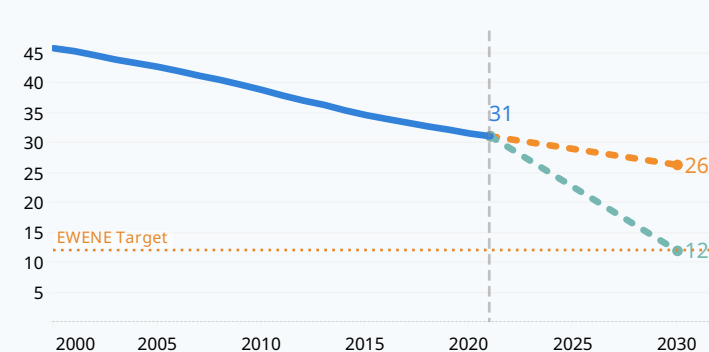
Maternal deaths per 100,000 live births



Estimates developed by the United Nations Inter-agency Group for Child Mortality Estimation, UNICEF, 2024

Stillbirth rate

deaths per 1,000 total births

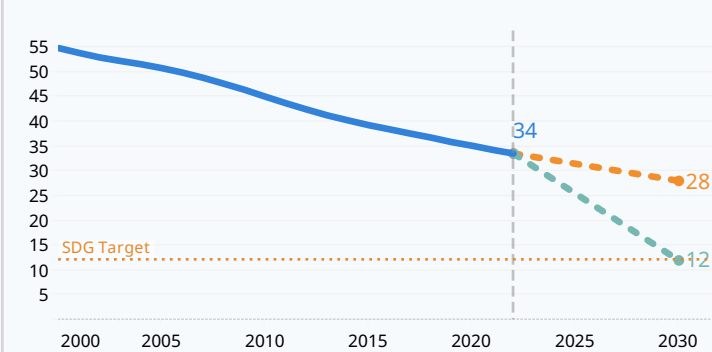


Estimates developed by the United Nations Inter-agency Group for Child Mortality Estimation, UNICEF, 2024

Acceleration needed
Current trend

Neonatal mortality rate

deaths per 1,000 live births



Estimates developed by the United Nations Inter-agency Group for Child Mortality Estimation, UNICEF, 2024



Guinea-Bissau

Maternal, Neonatal, and Child Health Profile

	Year	Country	Region
Maternal Mortality	Total maternal deaths	2020	464 147,000
	Lifetime risk of maternal deaths (1 in N)	2020	32 27
	Stillbirth rate	2021	31 23
	Maternal mortality ratio	2020	725 724
Nutrition	Anemia in women aged 15-49 (%)	2019	48 49
	Women of reproductive age, short stature (%)		
	Women (age 20+) underweight (BMI <18.5) (%):	2016	10
	Iron and folic acid for pregnant women (%)		
Pre-pr...	Low birth weight prevalence (%)	2020	20
	Demand for family planning satisfied with modern methods (married/in union) (%)	2019	60 41
	Skilled birth attendant (%)	2019	54 64
	Caesarean section rate (%)	2019	3 5
Birth	Institutional deliveries (total) (%)	2019	50 64
	Antenatal care (four or more visits) (%)	2019	81 54
	First antenatal care visit within the first trimester (%)		
	Treatment of pregnant women living with HIV with ART (%)	2023	59 54
Pregnancy	Intermittent preventive treatment for malaria during pregnancy 3+ (%)	2019	24 23
	Neonatal tetanus protection	2023	83 77
	Postnatal care for mothers (%)	2019	53 57
	Postnatal care for newborns (%)	2019	57 61
Postnatal	Minimum dietary diversity (6-23 months) (%)	2019	8 25
	Baby weighed at birth (%)	2014	44
	Early initiation of breastfeeding	2019	46 41
	Exclusive breastfeeding (0-5 months)	2019	59 64

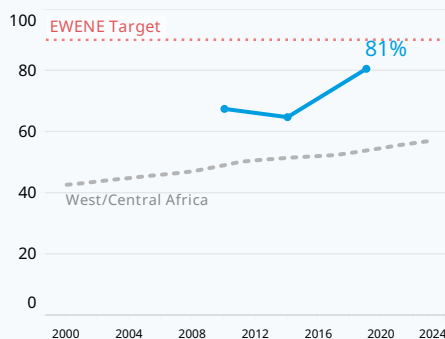
Progress to meet EWENE Coverage Targets



Four or more Antenatal Care Contact

Percentage of pregnant women with at least four antenatal care contacts

Percentage of pregnant women with at least four antenatal care contacts by division



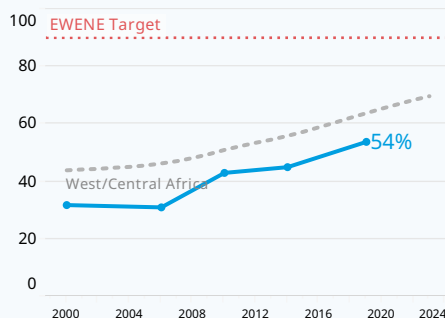
NO DATA



Skilled Attendant at Birth

Percentage of women with skilled attendant at last birth

Percentage of women with skilled attendant at last birth by division



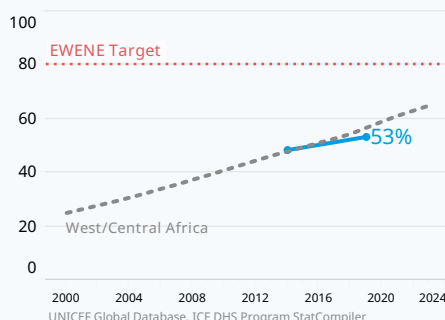
NO DATA



Postnatal Care for Women

Percentage of women with postnatal care within two days for birth

Percentage of women with postnatal care within two days for birth by division



NO DATA

UNICEF Global Database, ICF DHS Program StatCompiler



Guinea-Bissau

Maternal, Neonatal, and Child Health Profile

National Policy

Access to emergency obstetric care	Defined list of essential equipment needed for and comprehensive EmOC	No data	●
	National strategy/implementation plan for scale up	Yes	●
	EmOC facility mapping showing the 2021 geographical distribution with MoH	No	●
	Specific budget line in the national plans (and where relevant sub national plans)	No	●
	Defined minimum number of midwives to be staffed in an EmOC health facility for providing 24h/7d care	No	●
	Standardized designs and floor plans for the basic EmOC health facilities	No	●
	Country capacity to provide yearly data on the performance of EmOC signal functions for measuring the availability of EmOC	No	●
Scaling up small and sick newborn care	Defined list of essential equipment needed for level 2 small and sick newborn care	No data	●
	National strategy/implementation plan for scale-up	No	●
	Specific budget line in the national plans (and where relevant subnational plans)	No	●
	Defined Human Resources staffing norms for level 2 newborn care	No	●
	Standardized designs and floor plans to deliver level 2 package of services	No	●
	Does the country have a data system to record admissions, outcomes, and quality of care for level 2 newborn care?	No	●
	Policy provision of free transport of small and sick newborn (either government-provided or voucher for transport)	No	●
	Coordination mechanism linking improvement of level 2 newborn care with improving maternity services to prevent major conditions causing newborn deaths	Yes	●
	Provision in policy/guidelines for engagement of families in the care of babies	No	●
	System for post discharge follow-up of babies to improve survival, growth and development	No	●

Every Newborn Action Plan (ENAP) and Ending Preventable Maternal Mortality (EPMM), Joint Country Implementation Tracking Tool. 2022. Based on country self-report.

Women who make their own informed decisions (%)

NO DATA

Access to women and men aged 15 years and older to sexual and reproductive health care, information and education (%)	80 2022
Maternity Care	75 2022
Contraceptive and Family Planning	85 2022
Sexuality Education	100 2022
HIV and HPV	70 2022

United Nations Statistics Division (UNSD). Sustainable Development Goals (SDG) Indicators Database.

Quality of Care, Health Workforce, and Data for Action

National strategy for accrediting and contracting private sector for MNH	No	●	National strategy/plan for human resources for MNH	No	●
National quality of care standards for MNH	No	●	Defined core competencies for midwifery practice (essential competencies as per ICM)	Yes	●
National quality of care standards for small and sick newborn care	No	●	Defined core competencies for newborn care, including small and sick newborn care	Yes	●
Agreed set of quality of care indicators	No	●	Defined core competencies for community health or extension workers	Yes	●
Maternal and perinatal death surveillance system in place for maternal deaths	Yes	●	Electronic individual patient-based data system for maternity care to include uterotonic use, labour monitor, breastfeeding, and neonatal resuscitation if need..	No	●
Maternal and perinatal death surveillance system in place for neonatal deaths	No	●	Electronic individual patient-based data system for small and sick newborn care to include details on Kangaroo Mother Care, oxygen/CPAP use, antibiotics, etc.	No	●
Maternal and perinatal death surveillance system in place for stillbirths	No	●	Integration of maternal and perinatal death surveillance system data and routine health information system	No	●
National quality of care plan included community participation in MNH for priority setting and planning	No	●	Mechanism for data sharing from the private/NGO sector	Yes	●
National quality of care plan included community participation in MNH for monitoring and evaluation	No	●			

Every Newborn Action Plan (ENAP) and Ending Preventable Maternal Mortality (EPMM), Joint Country Implementation Tracking Tool. 2022. Based on country self-report.



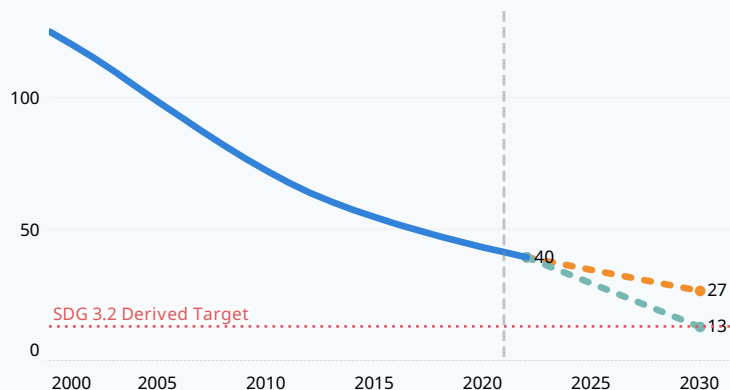
Guinea-Bissau

Maternal, Neonatal, and Child Health Profile

Child Mortality and Nutrition Outcomes

Mortality rate 1-59 months

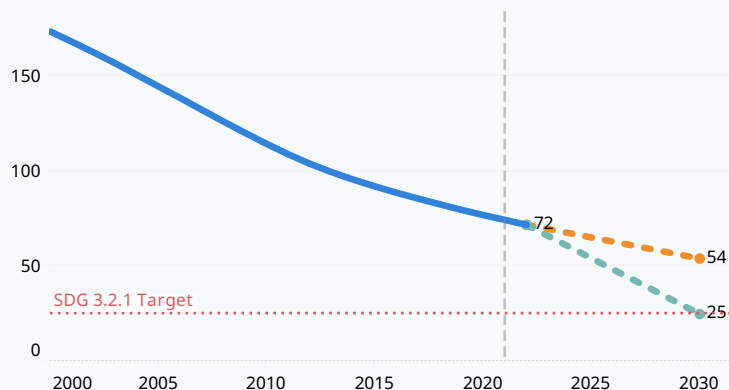
deaths per 1,000 live births



Estimates developed by the United Nations Inter-agency Group for Child Mortality Estimation, UNICEF, 2024

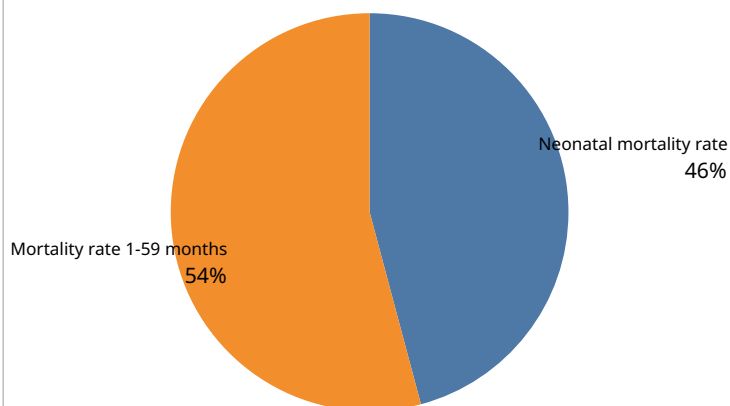
Under-five mortality rate

deaths per 1,000 live births



Estimates developed by the United Nations Inter-agency Group for Child Mortality Estimation, UNICEF, 2024

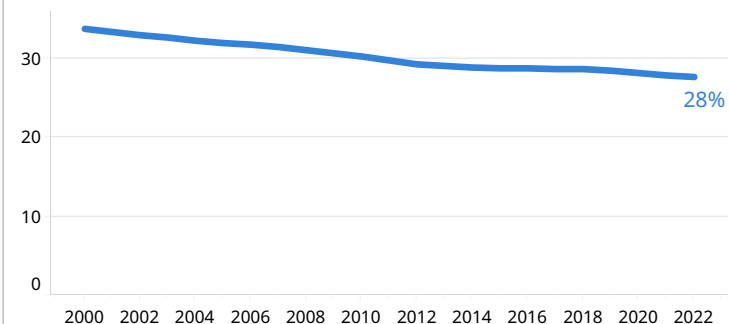
Percentage of Under-5 deaths by age



Estimates developed by the United Nations Inter-agency Group for Child Mortality Estimation, UNICEF, 2024

Under-five stunting (%)

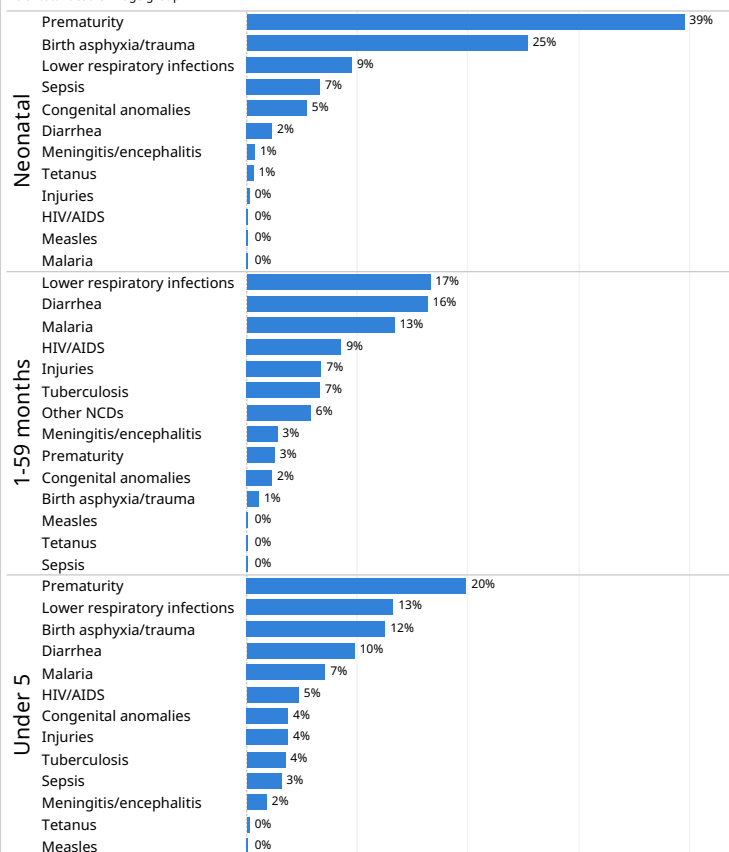
Percentage of children under 5:



Modelled Data for stunting and overweight. UNICEF/WHO/WB Joint Child Malnutrition Estimates 2021

Top 10 Child Causes of Death

% of total deaths in age group



Villavicencio F, Perin J, Ellerts-Spinelli H, Yeung D, Prieto-Merino D, Hug L, Sharrow D, You D, Strong KL, Black RE, Liu L. Global, regional, and national causes of death in children and adolescents younger than 20 years: an open data portal with estimates for 2000-21. Lancet Glob. Health. 2023. [https://doi.org/10.1016/S2214-109X\(23\)00496-5](https://doi.org/10.1016/S2214-109X(23)00496-5).



Guinea-Bissau

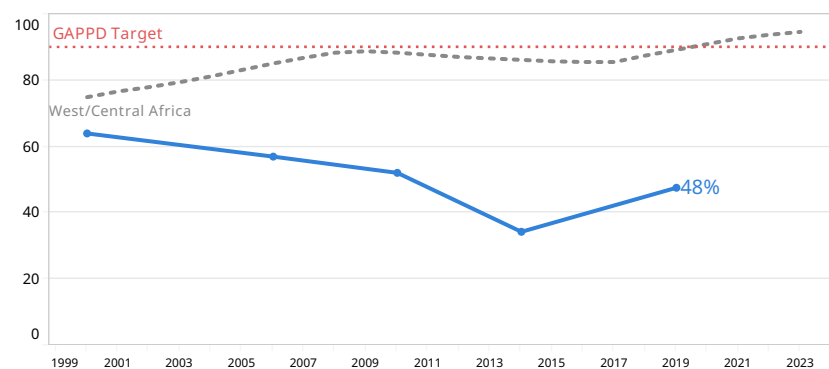
Maternal, Neonatal, and Child Health Profile

	Year	Country	Region
Neonatal deaths, as % of all <5	2022	47	35
All under-five deaths	2022	4,566	1,863,489
Under-five mortality rate	2022	72	89
Neonatal mortality rate	2022	34	30
Mortality rate 1-59 months	2022	40	61
Under-five stunting (%)	2022	28	32
Under-five wasting (%)	2014	6	7
Under-five overweight (%)	2022	3	3
Immunization - DTP3	2023	74	69
Immunization - Measles	2023	72	40
Immunization - PCV3	2023	74	64
Malaria prevention in children under-five - sleeping under ITNs (%)	2023		52
Immunization - Rotavirus	2023	76	56
DTP1-DTP3 dropout (%)	2023	8	
DTP1-MCV1 dropout (%)	2023	10	
Zero-dose children	2023	12,000	
Vitamin A supplementation, full coverage	2022	77	71
Minimum dietary diversity (6-23 months) (%)	2019	8	25
Early initiation of breastfeeding	2019	46	41
Exclusive breastfeeding (0-5 months)	2019	59	64
Continued breastfeeding (12-23 months)	2019	75	64
Careseeking for symptoms of ARI	2019	48	41
Careseeking for fever (%)	2019	52	57
Diarrhoea treatment: ORS	2019	30	34
Diarrhoea treatment - ORS + zinc	2019	22	18
Malaria diagnostics in children under-five with fever (%)	2019	35	24
Treatment with ACT amongst children receiving any antimalarials (%)	2019	19	
Population using at least basic drinking-water services	2022	62	
Population using at least basic sanitation services	2022	28	
Population with hand washing facilities with soap and water at home	2022	20	
Total under-five population (000)	2023	297	95,801
Total Births (000)	2023	65	21,418
Birth registration (%)	2019	46	59
Reliance on clean fuels and technologies (%)	2022	1	
UHC Service Coverage Index (SDG 3.8.1)	2021	37	

Child Health Interventions

Careseeking for symptoms of ARI

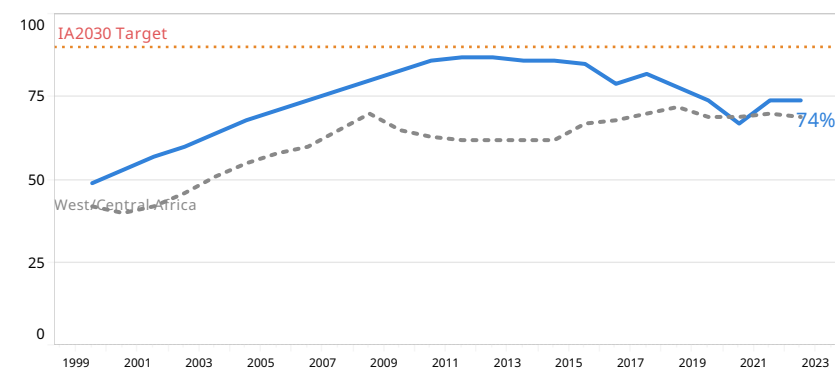
Percentage of children under 5 years:



Household Survey Data. UNICEF Global Database, MNCAH estimates

Immunization - DTP3

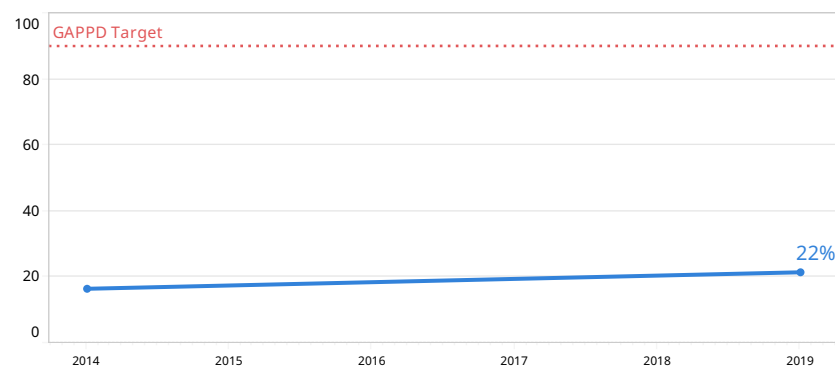
Percentage of children immunized:



Modelled Data. WHO/UNICEF Estimates of National Immunization Coverage, July 2021

Diarrhoea treatment - ORS + zinc

Percentage of children under 5 years:



Household Survey Data. UNICEF Global Database, MNCAH estimates



Guinea-Bissau

Maternal, Neonatal, and Child Health Profile

National Policy

Maternal Health	Birth registration	Yes	●
	Birth/Labour companion	No	●
	Costed RMNCH strategy/plan including MNH	Yes	●
	Eight ANC contacts	No	●
	Labour Care Guide/Revised partograph	Yes	●
	Maternal death registration with civil registrar	No	●
	Neonatal death registration with civil registrar	No	●
	PNC updated with WHO recommendations	Yes	●
	RMNCH/MNH plan updated to include quality of care standards	Yes	●
	Stillbirth registration	Yes	●

Every Newborn Action Plan (ENAP) and Ending Preventable Maternal Mortality (EPMM), Joint Country Implementation Tracking Tool. 2022. Based on country self-report.

Folate Fortified Foods	Maize	No	●
	Rice	No	●
	Wheat	No	●

Food Fortification Initiative. 2023 Annual Report. FFI: Atlanta, USA 2024. Accessed at: <https://www.ffinetwork.org/annual-reports>

Governance	Civil society involvement in national maternal, newborn and child health programs	Yes	●
	Dedicated adolescent health/well-being strategic plan	Yes	●
	International code of marketing of breastmilk substitutes	Partial	●
	Maternity protection (Convention 183)	No	●
	National coordinating body that looks at RMNCAH or its components	Yes	●
	National policy or guideline to improve quality of care of SRMNCAH services	Yes	●

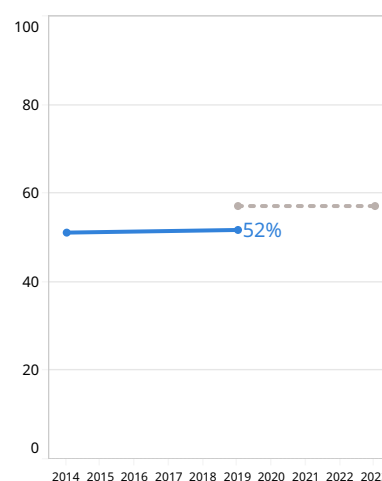
Maternal Death Review	A national maternal death review committee	Yes	●
	A national policy to notify all maternal deaths	Yes	●
	A national policy to review all maternal deaths	Yes	●

Child Health Policies	Costed national implementation plan(s) for maternal, newborn and child health available	No	●
		Yes	●
	Integrated plan of SRMNCAH	No	●

Child Health Policies	Birth registration requirement	Yes	●
	Dedicated child health strategic plan	Yes	●
	Policy on the management of pneumonia in children 2 - 59 months	Yes	●
	Policy on the management of diarrhoea in children 0 - 9 years	Yes	●
	Policy on the management of hospitalised children 1 month - 9 years	Yes	●
	Policy on early childhood development	Yes	●
Child Health Policies	Policy on integrated management of childhood illness	Yes	●

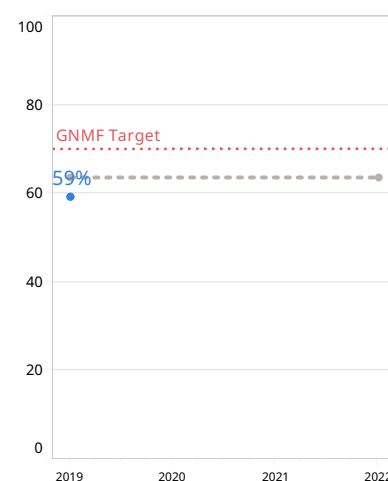
Sexual, Reproductive, Maternal, Newborn, Child and Adolescent Health Policy Survey, 2024

Careseeking for fever (%)
Percentage of children under 5:



Comparison to Regional Estimate in gray. Household Survey Data. UNICEF Global Database, MNCAH estimates

Exclusive breastfeeding (0-5 months)
Percentage of children under 5:



Comparison to Regional Estimate in gray. Household Survey Data. UNICEF Global Database, MNCAH estimates

Investment, Response, Resiliency, Equity

Budgeted RMNCAH strategy (including MNH)	Partial	●
Subnational implementation plans at the State/Regional/Provincial levels	No	●
Subnational implementation plans at the district or an equivalent subnational unit le..	No	●
Budgeted/financed subnational plans	No	●
Tracking for domestic research allocations for MNH	No data	●
Additional resources allocated for vulnerable population groups	No	●
User-fee exemptions for MNH	Yes	●
Insurance or financial protection scheme for MNH	No	●
Emergency transport system for MNH	No	●
National emergency response plan	No	●
National quality of care plan included community participation in MNH for priority se..	No	●

Every Newborn Action Plan (ENAP) and Ending Preventable Maternal Mortality (EPMM), Joint Country Implementation Tracking Tool. 2022. Based on country self-report.

Commodities

Tracking availability/stock outs of caffeine citrate	No	●
Tracking availability/stock outs of dexamethasone	No	●
Tracking availability/stock outs of heat stable carbetocon	No	●
Tracking availability/stock outs of magnesium sulfate	Yes	●
Tracking availability/stock outs of oxytocin	Yes	●

Every Newborn Action Plan (ENAP) and Ending Preventable Maternal Mortality (EPMM), Joint Country Implementation Tracking Tool. 2022. Based on country self-report.

Research and Innovation

Does the country have a national prioritised research agenda for maternal and ne..	No	●
Identified innovation needs for MNH	No	●
National mechanism for sharing learning	No	●

Every Newborn Action Plan (ENAP) and Ending Preventable Maternal Mortality (EPMM), Joint Country Implementation Tracking Tool. 2022. Based on country self-report.

Accountability

Representation from civil society, women's groups, and parent advocacy groups..	No	●
Representation from parent advocacy groups for MNH and prevention of stillbir..	No	●

Every Newborn Action Plan (ENAP) and Ending Preventable Maternal Mortality (EPMM), Joint Country Implementation Tracking Tool. 2022. Based on country self-report.