




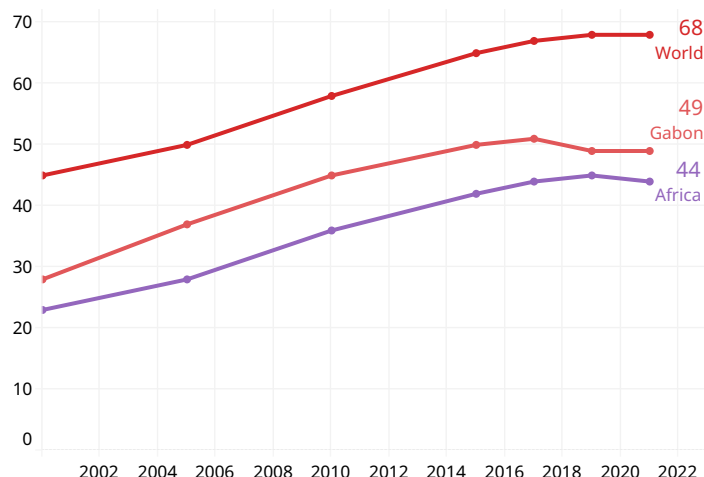
Gabon

Maternal, Neonatal, and Child Health Profile

Country Context



Universal Health Coverage Index



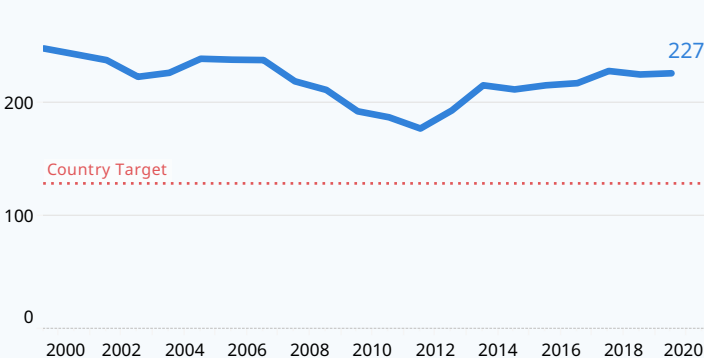
World Health Organization 2024 data.who.int, UHC service coverage index [Indicator]. Accessed on 26 September 2024

Mortality Targets

- 129 per 100,000 live births by 2023
Country-Reported Maternal Mortality Rate Target
- 13 per 1,000 total births by 2023
Country-Reported Stillbirth Rate Target
- 30 per 1,000 live births by 2023
Country-Reported Neonatal Mortality Rate Target
- 25 per 1,000 live births by 2030
Under-5 Mortality Rate Target
- 13 per 1,000 live births by 2030
1-59 months Mortality Rate Target

Maternal mortality ratio

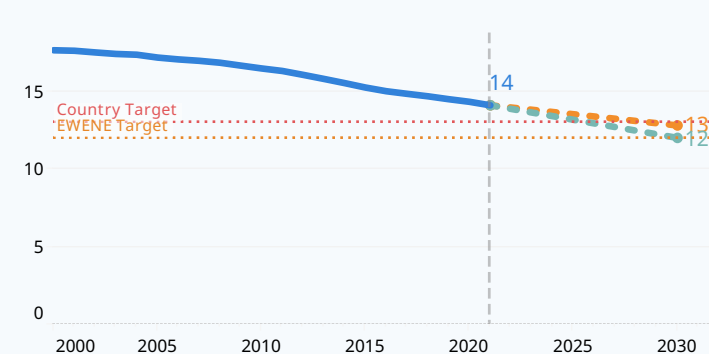
Maternal deaths per 100,000 live births



Estimates developed by the United Nations Inter-agency Group for Child Mortality Estimation, UNICEF, 2024

Stillbirth rate

deaths per 1,000 total births

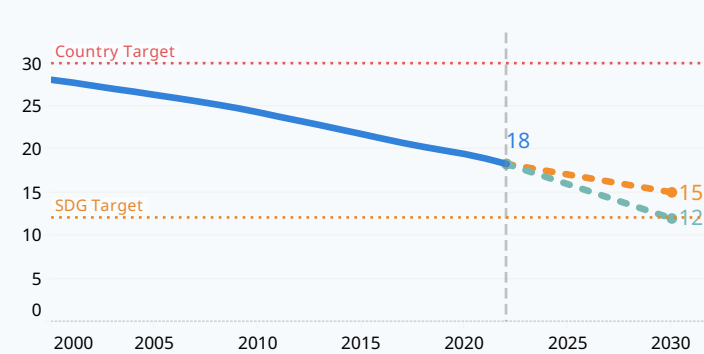


Estimates developed by the United Nations Inter-agency Group for Child Mortality Estimation, UNICEF, 2024

- Acceleration needed
- Current trend

Neonatal mortality rate

deaths per 1,000 live births



Estimates developed by the United Nations Inter-agency Group for Child Mortality Estimation, UNICEF, 2024



Gabon

Maternal, Neonatal, and Child Health Profile

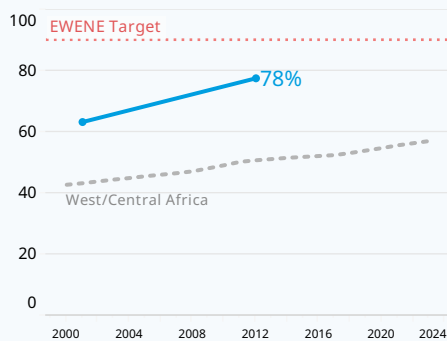
	Year	Country	Region
Maternal Mortality	2020	143	147,000
	2020	118	27
	2021	14	23
	2020	227	724
Nutrition	2019	52	49
	2012	1	
	2016		10
	2012	57	
Pre-pregnancy	2020	15	
	2012	44	41
	2021	25	12
	2012	89	54
Birth	2012	10	5
	2012	78	51
	2023	67	54
	2012	1	23
Pregnancy	2023	79	77
	2012	60	45
	2012	25	61
	2020	26	25
Postnatal	2012	91	
	2020	70	41
	2020	19	64

Progress to meet EWENE Coverage Targets

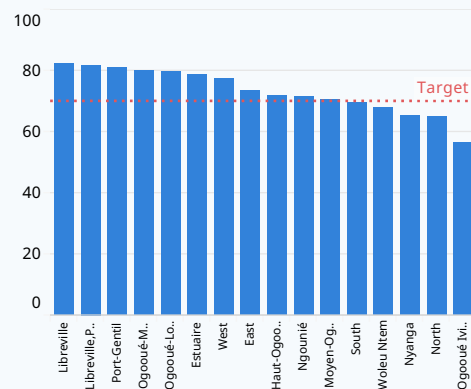


Four or more Antenatal Care Contact

Percentage of pregnant women with at least four antenatal care contacts

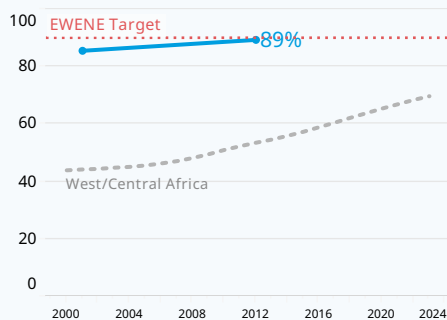


Percentage of pregnant women with at least four antenatal care contacts by division

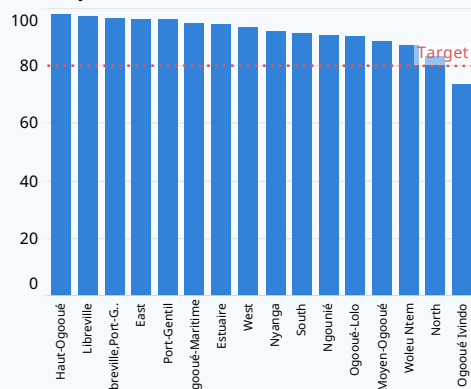


Skilled Attendant at Birth

Percentage of women with skilled attendant at last birth

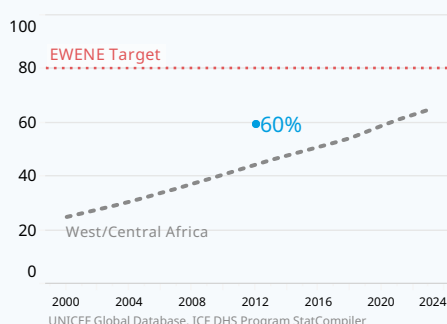


Percentage of women with skilled attendant at last birth by division

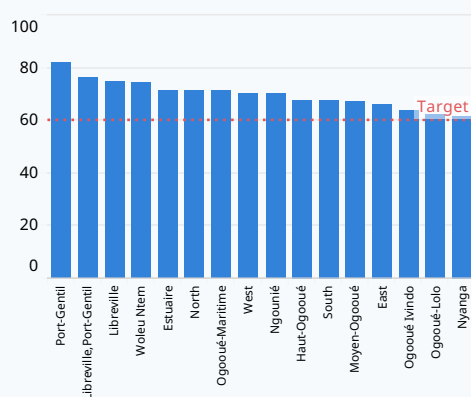


Postnatal Care for Women

Percentage of women with postnatal care within two days for birth



Percentage of women with postnatal care within two days for birth by division





Gabon

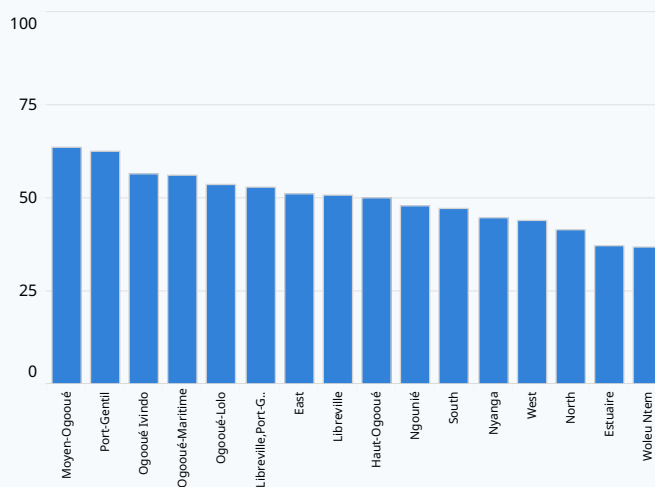
Maternal, Neonatal, and Child Health Profile

National Policy

Access to emergency obstetric care	Defined list of essential equipment needed for and comprehensive EmOC	Yes	●
	National strategy/implementation plan for scale up	No	●
	EmOC facility mapping showing the 2021 geographical distribution with MoH	No	●
	Specific budget line in the national plans (and where relevant sub national plans)	No	●
	Defined minimum number of midwives to be staffed in an EmOC health facility for providing 24h/7d care	No	●
	Standardized designs and floor plans for the basic EmOC health facilities	No	●
	Country capacity to provide yearly data on the performance of EmOC signal functions for measuring the availability of EmOC	No	●
Scaling up small and sick newborn care	Defined list of essential equipment needed for level 2 small and sick newborn care	Yes	●
	National strategy/implementation plan for scale-up	Yes	●
	Specific budget line in the national plans (and where relevant subnational plans)	Yes	●
	Defined Human Resources staffing norms for level 2 newborn care	Yes	●
	Standardized designs and floor plans to deliver level 2 package of services	No	●
	Does the country have a data system to record admissions, outcomes, and quality of care for level 2 newborn care?	Yes	●
	Policy provision of free transport of small and sick newborn (either government-provided or voucher for transport)	No	●
	Coordination mechanism linking improvement of level 2 newborn care with improving maternity services to prevent major conditions causing newborn deaths	No	●
	Provision in policy/guidelines for engagement of families in the care of babies	No	●
	System for post discharge follow-up of babies to improve survival, growth and development	No	●

Every Newborn Action Plan (ENAP) and Ending Preventable Maternal Mortality (EPMM), Joint Country Implementation Tracking Tool. 2022. Based on country self-report.

Women who make their own informed decisions (%)



Women who make their own informed decisions (%) 48 2012

Contraceptive use 90 2012

Reproductive health care 60 2012

Sexual relations 86 2012

Access to women and men aged 15 years and older to sexual and reproductive health care, information and education (%) 58 2019

Maternity Care 75 2019

Contraceptive and Family Planning 22 2019

Sexuality Education 100 2019

HIV and HPV 48 2019

United Nations Statistics Division (UNSD). Sustainable Development Goals (SDG) Indicators Database.

Quality of Care, Health Workforce, and Data for Action

National strategy for accrediting and contracting private sector for MNH	No	●	National strategy/plan for human resources for MNH	Yes	●
National quality of care standards for MNH	Yes	●	Defined core competencies for midwifery practice (essential competencies as per ICM)	No	●
National quality of care standards for small and sick newborn care	Yes	●	Defined core competencies for newborn care, including small and sick newborn care	Yes	●
Agreed set of quality of care indicators	No	●	Defined core competencies for community health or extension workers	No	●
Maternal and perinatal death surveillance system in place for maternal deaths	Yes	●	Electronic individual patient-based data system for maternity care to include uterotonic use, labour monitor, breastfeeding, and neonatal resuscitation if need..	No	●
Maternal and perinatal death surveillance system in place for neonatal deaths	No	●	Electronic individual patient-based data system for small and sick newborn care to include details on Kangaroo Mother Care, oxygen/CPAP use, antibiotics, etc.	No	●
Maternal and perinatal death surveillance system in place for stillbirths	No	●	Integration of maternal and perinatal death surveillance system data and routine health information system	No	●
National quality of care plan included community participation in MNH for priority setting and planning	No	●	Mechanism for data sharing from the private/NGO sector	No	●
National quality of care plan included community participation in MNH for monitoring and evaluation	No	●			

Every Newborn Action Plan (ENAP) and Ending Preventable Maternal Mortality (EPMM), Joint Country Implementation Tracking Tool. 2022. Based on country self-report.



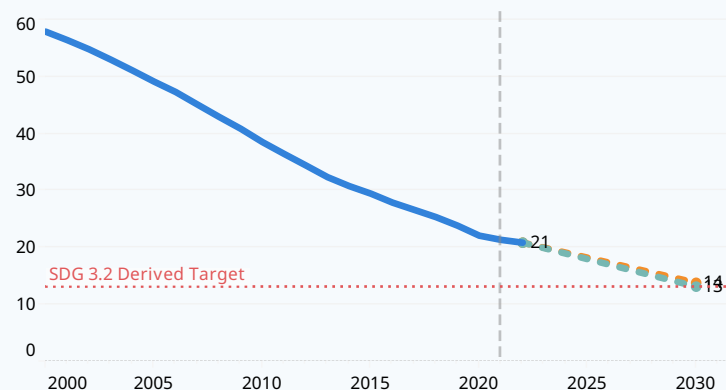
Gabon

Maternal, Neonatal, and Child Health Profile

Child Mortality and Nutrition Outcomes

Mortality rate 1-59 months

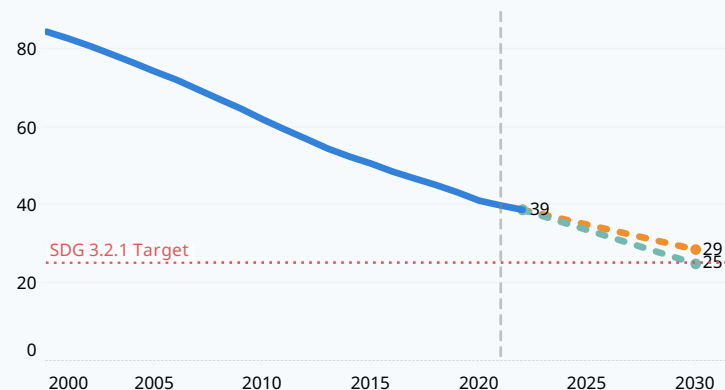
deaths per 1,000 live births



Estimates developed by the United Nations Inter-agency Group for Child Mortality Estimation, UNICEF, 2024

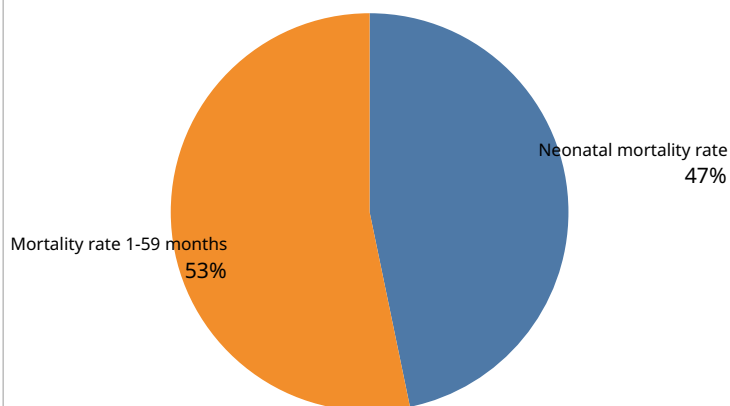
Under-five mortality rate

deaths per 1,000 live births



Estimates developed by the United Nations Inter-agency Group for Child Mortality Estimation, UNICEF, 2024

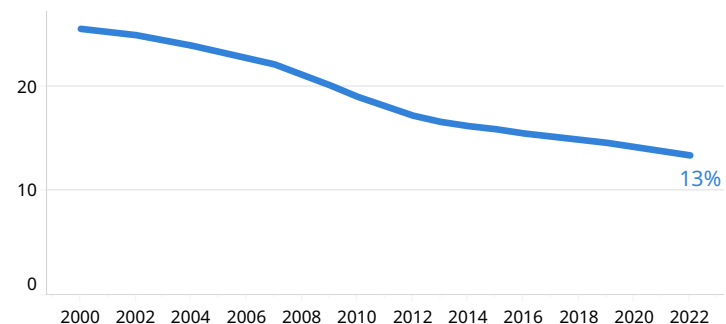
Percentage of Under-5 deaths by age



Estimates developed by the United Nations Inter-agency Group for Child Mortality Estimation, UNICEF, 2024

Under-five stunting (%)

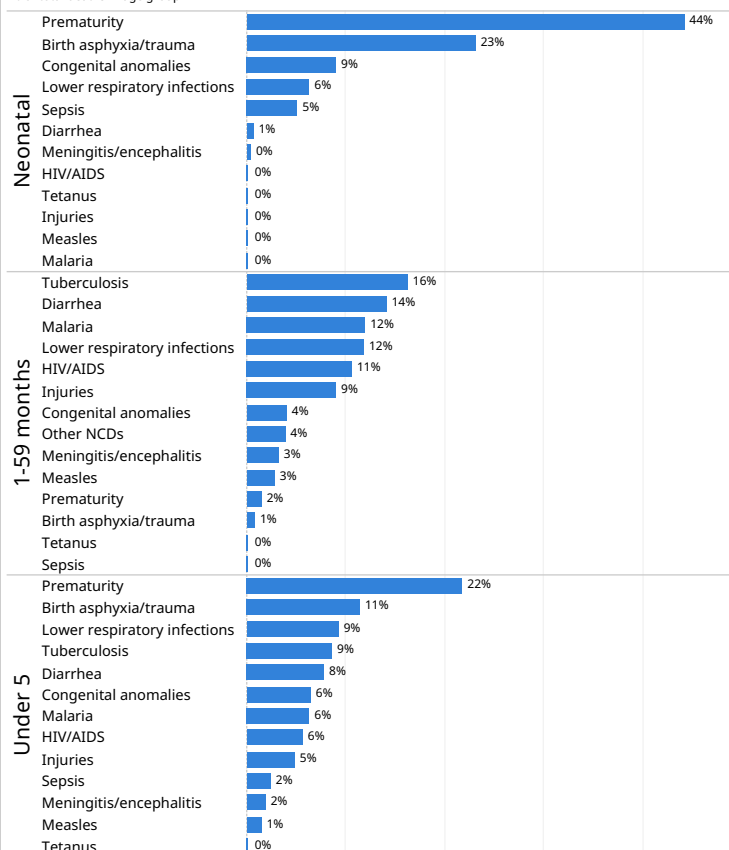
Percentage of children under 5:



Modelled Data for stunting and overweight. UNICEF/WHO/WB Joint Child Malnutrition Estimates 2021

Top 10 Child Causes of Death

% of total deaths in age group



Villavicencio F, Perin J, Ellerts-Spinelli H, Yeung D, Prieto-Merino D, Hug L, Sharrow D, You D, Strong KL, Black RE, Liu L. Global, regional, and national causes of death in children and adolescents younger than 20 years: an open data portal with estimates for 2000-21. Lancet Glob. Health. 2023. [https://doi.org/10.1016/S2214-109X\(23\)00496-5](https://doi.org/10.1016/S2214-109X(23)00496-5).



Gabon

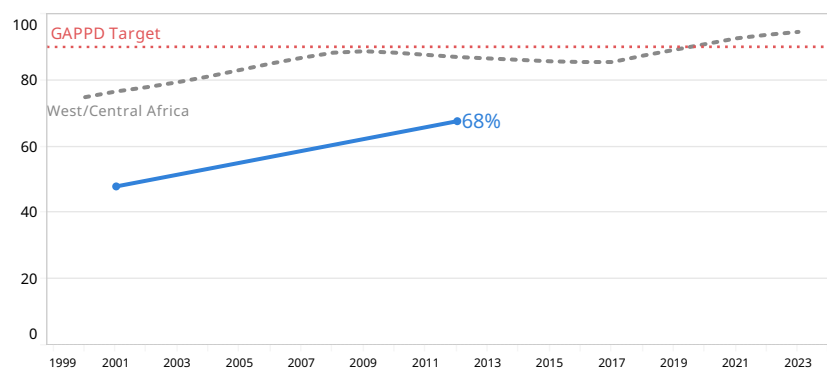
Maternal, Neonatal, and Child Health Profile

	Year	Country	Region	
Mortality	Neonatal deaths, as % of all <5	2022	48	35
	All under-five deaths	2022	2,463	1,863,489
	Under-five mortality rate	2022	39	89
	Neonatal mortality rate	2022	18	30
	Mortality rate 1-59 months	2022	21	61
Nutrition	Under-five stunting (%)	2022	13	32
	Under-five wasting (%)	2020	3	7
	Under-five overweight (%)	2022	5	3
Prevent	Immunization - DTP3	2023	70	69
	Immunization - Measles	2023	66	40
	Malaria prevention in children under-five - sleeping under ITNs (%)	2023		52
	DTP1-DTP3 dropout (%)	2023	4	
	DTP1-MCV1 dropout (%)	2023	10	
	Zero-dose children	2023	18,000	
Promote	Vitamin A supplementation, full coverage	2022	0	71
	Minimum dietary diversity (6-23 months) (%)	2020	26	25
	Early initiation of breastfeeding	2020	70	41
	Exclusive breastfeeding (0-5 months)	2020	19	64
	Continued breastfeeding (12-23 months)	2020	17	64
Treat	Careseeking for symptoms of ARI	2012	68	40
	Careseeking for fever (%)	2012	67	57
	Diarrhoea treatment: ORS	2012	26	29
	Treatment with ACT amongst children receiving any antimalarials (%)	2012	34	
Context	Population using at least basic drinking-water services	2022	87	
	Population using at least basic sanitation services	2022	50	
	Population with hand washing facilities with soap and water at home			
	Total under-five population (000)	2023	331	95,801
	Total Births (000)	2023	69	21,418
	Birth registration (%)	2021	96	59
	Reliance on clean fuels and technologies (%)	2022	91	
UHC Service Coverage Index (SDG 3.8.1)	2021	49		

Child Health Interventions

Careseeking for symptoms of ARI

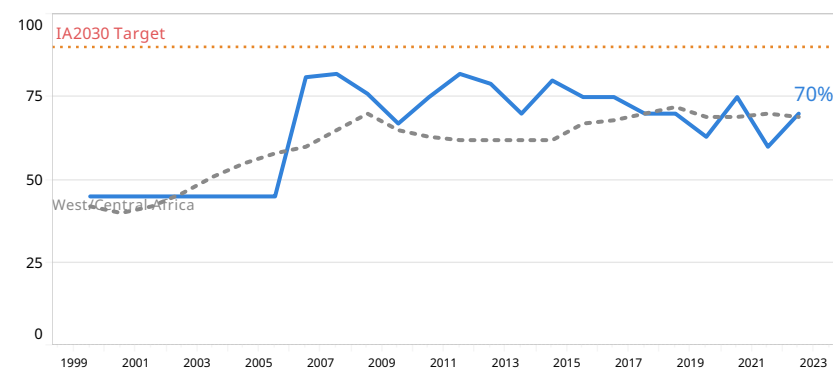
Percentage of children under 5 years:



Household Survey Data. UNICEF Global Database, MNCAH estimates

Immunization - DTP3

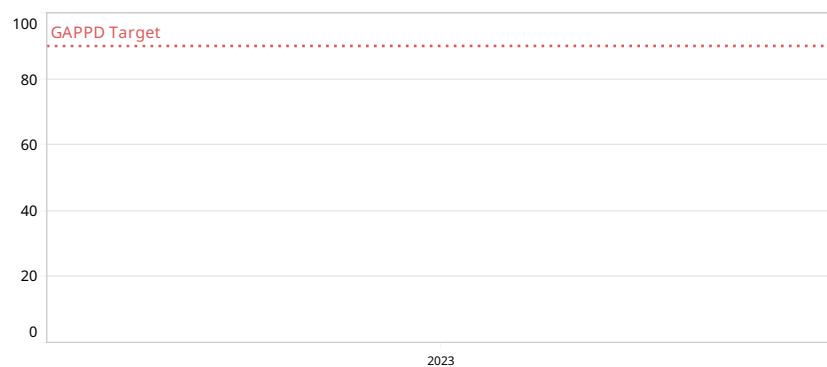
Percentage of children immunized:



Modelled Data. WHO/UNICEF Estimates of National Immunization Coverage, July 2021

Diarrhoea treatment - ORS + zinc

Percentage of children under 5 years:



Household Survey Data. UNICEF Global Database, MNCAH estimates



Gabon

Maternal, Neonatal, and Child Health Profile

National Policy

Maternal Health	Birth registration	Yes	●
	Birth/Labour companion	Yes	●
	Costed RMNCH strategy/plan including MNH	Yes	●
	Eight ANC contacts	No	●
	Labour Care Guide/Revised partograph	Yes	●
	Maternal death registration with civil registrar	Yes	●
	Neonatal death registration with civil registrar	Yes	●
	PNC updated with WHO recommendations	Yes	●
	RMNCH/MNH plan updated to include quality of care standards	No	●
	Stillbirth registration	Yes	●

Every Newborn Action Plan (ENAP) and Ending Preventable Maternal Mortality (EPMM), Joint Country Implementation Tracking Tool. 2022. Based on country self-report.

Folate Fortified Foods	Maize	No	●
	Rice	No	●
	Wheat	No	●

Food Fortification Initiative. 2023 Annual Report. FFI: Atlanta, USA 2024. Accessed at: <https://www.ffinetwork.org/annual-reports>

Governance	Civil society involvement in national maternal, newborn and child health programs	Yes	●
	Dedicated adolescent health/well-being strategic plan	Yes	●
	International code of marketing of breastmilk substitutes	Partial	●
	Maternity protection (Convention 183)	No	●
	National coordinating body that looks at RMNCAH or its components	Yes	●
	National policy or guideline to improve quality of care of SRMNCAH services	No	●

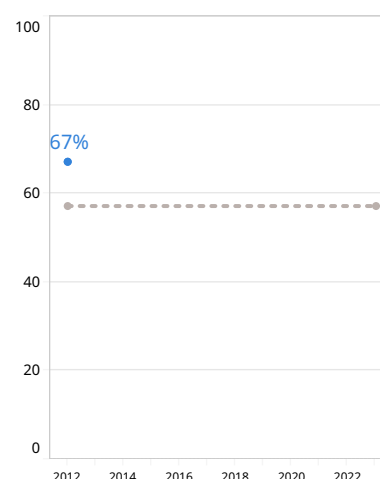
Maternal Death Review	A national maternal death review committee	No	●
	A national policy to notify all maternal deaths	Yes	●
	A national policy to review all maternal deaths	Yes	●

Child Health Policies	Costed national implementation plan(s) for maternal, newborn and child health available	Yes	●
	Integrated plan of SRMNCAH	Yes	●
	Birth registration requirement	Yes	●

Child Health Policies	Dedicated child health strategic plan	Yes	●
	Policy on the management of pneumonia in children 2 - 59 months	No	●
	Policy on the management of diarrhoea in children 0 - 9 years	Yes	●
	Policy on the management of hospitalised children 1 month - 9 years	No	●
	Policy on early childhood development	No	●
Child Health Policies	Policy on integrated management of childhood illness	No	●

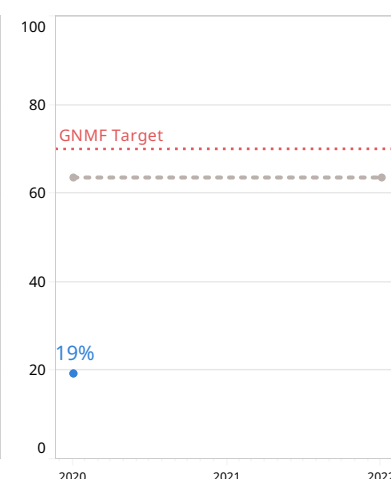
Sexual, Reproductive, Maternal, Newborn, Child and Adolescent Health Policy Survey, 2024

Careseeking for fever (%)
Percentage of children under 5:



Comparison to Regional Estimate in gray. Household Survey Data. UNICEF Global Database, MNCAH estimates

Exclusive breastfeeding (0-5 months)
Percentage of children under 5:



Comparison to Regional Estimate in gray. Household Survey Data. UNICEF Global Database, MNCAH estimates

Investment, Response, Resiliency, Equity

Budgeted RMNCAH strategy (including MNH)	Yes	●
Subnational implementation plans at the State/Regional/Provincial levels	No	●
Subnational implementation plans at the district or an equivalent subnational unit le..	No	●
Budgeted/financed subnational plans	No	●
Tracking for domestic research allocations for MNH	No	●
Additional resources allocated for vulnerable population groups	No	●
User-fee exemptions for MNH	No	●
Insurance or financial protection scheme for MNH	Yes	●
Emergency transport system for MNH	Partial	●
National emergency response plan	No	●
National quality of care plan included community participation in MNH for priority se..	No	●

Every Newborn Action Plan (ENAP) and Ending Preventable Maternal Mortality (EPMM), Joint Country Implementation Tracking Tool. 2022. Based on country self-report.

Commodities

Tracking availability/stock outs of caffeine citrate	No	●
Tracking availability/stock outs of dexamethasone	Yes	●
Tracking availability/stock outs of heat stable carbetocon	No	●
Tracking availability/stock outs of magnesium sulfate	Yes	●
Tracking availability/stock outs of oxytocin	Yes	●

Every Newborn Action Plan (ENAP) and Ending Preventable Maternal Mortality (EPMM), Joint Country Implementation Tracking Tool. 2022. Based on country self-report.

Research and Innovation

Does the country have a national prioritised research agenda for maternal and ne..	No	●
Identified innovation needs for MNH	No	●
National mechanism for sharing learning	No	●

Every Newborn Action Plan (ENAP) and Ending Preventable Maternal Mortality (EPMM), Joint Country Implementation Tracking Tool. 2022. Based on country self-report.

Accountability

Representation from civil society, women's groups, and parent advocacy groups..	No	●
Representation from parent advocacy groups for MNH and prevention of stillbir..	No	●

Every Newborn Action Plan (ENAP) and Ending Preventable Maternal Mortality (EPMM), Joint Country Implementation Tracking Tool. 2022. Based on country self-report.