




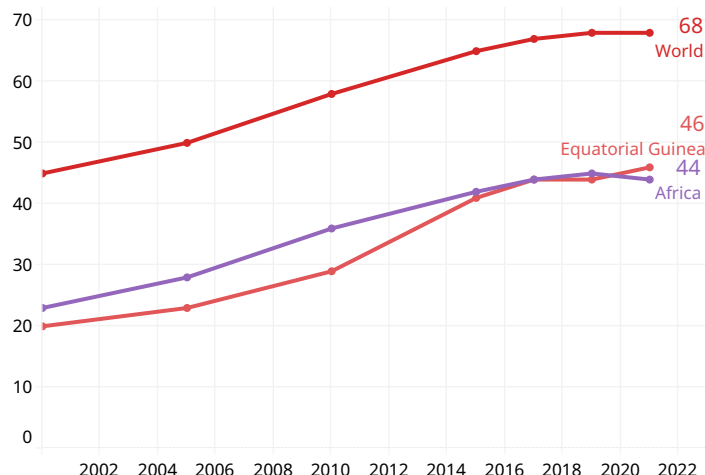
Equatorial Guinea

Maternal, Neonatal, and Child Health Profile

Country Context



Universal Health Coverage Index



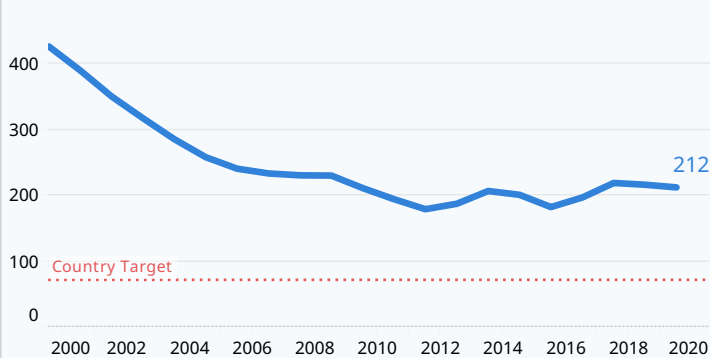
World Health Organization 2024 data.who.int, UHC service coverage index [Indicator]. Accessed on 26 September 2024

Mortality Targets

- 70 per 100,000 live births by 2025
Country-Reported Maternal Mortality Rate Target
- NA per 1,000 total births by NA
Country-Reported Stillbirth Rate Target
- NA per 1,000 live births by NA
Country-Reported Neonatal Mortality Rate Target
- 25 per 1,000 live births by 2030
Under-5 Mortality Rate Target
- 13 per 1,000 live births by 2030
1-59 months Mortality Rate Target

Maternal mortality ratio

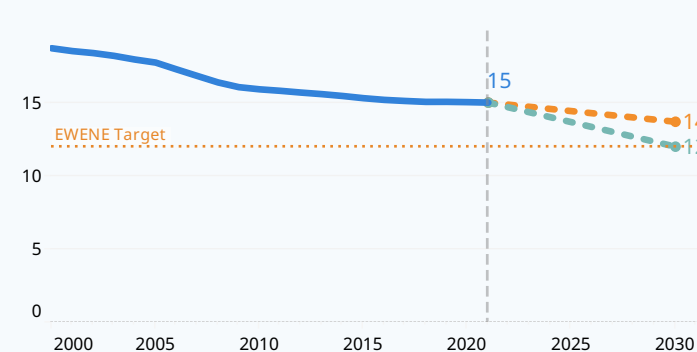
Maternal deaths per 100,000 live births



Estimates developed by the United Nations Inter-agency Group for Child Mortality Estimation, UNICEF, 2024

Stillbirth rate

deaths per 1,000 total births

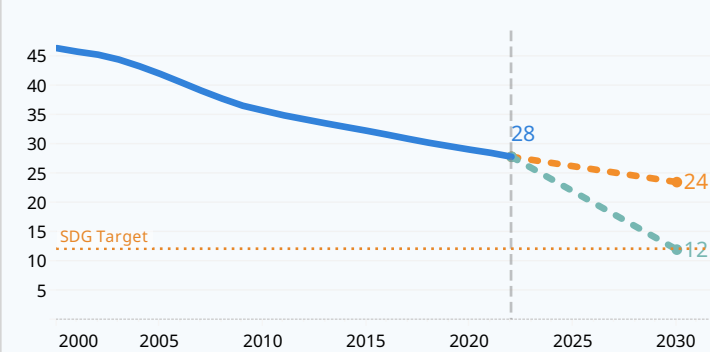


Estimates developed by the United Nations Inter-agency Group for Child Mortality Estimation, UNICEF, 2024

Acceleration needed
Current trend

Neonatal mortality rate

deaths per 1,000 live births



Estimates developed by the United Nations Inter-agency Group for Child Mortality Estimation, UNICEF, 2024



Equatorial Guinea

Maternal, Neonatal, and Child Health Profile

	Year	Country	Region
Maternal Mortality			
Total maternal deaths	2020	106	147,000
Lifetime risk of maternal deaths (1 in N)	2020	101	27
Stillbirth rate	2021	15	23
Maternal mortality ratio	2020	212	724
Anemia in women aged 15-49 (%)	2019	45	49
Nutrition			
Women of reproductive age, short stature (%)			
Women (age 20+) underweight (BMI <18.5) (%):	2016		10
Iron and folic acid for pregnant women (%)			
Low birth weight prevalence (%)			
Pre-pre..			
Demand for family planning satisfied with modern methods (married/in union) (%)	2011	21	41
Skilled birth attendant (%)	2011	68	52
Birth			
Caesarean section rate (%)	2011	7	5
Institutional deliveries (total) (%)	2011	67	64
Antenatal care (four or more visits) (%)	2011	67	50
Pregnancy			
First antenatal care visit within the first trimester (%)			
Intermittent preventive treatment for malaria during pregnancy 3+ (%)	2011	24	23
Neonatal tetanus protection	2023	63	77
Postnatal			
Baby weighed at birth (%)			
Exclusive breastfeeding (0-5 months)	2011	7	64

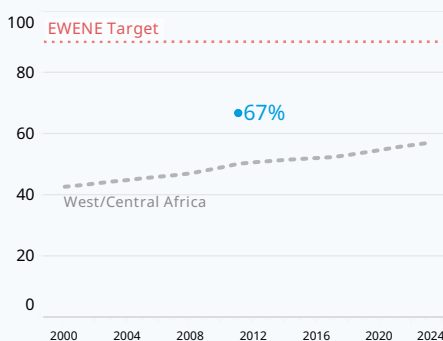
Progress to meet EWENE Coverage Targets



Four or more Antenatal Care Contact

Percentage of pregnant women with at least four antenatal care contacts

Percentage of pregnant women with at least four antenatal care contacts by division



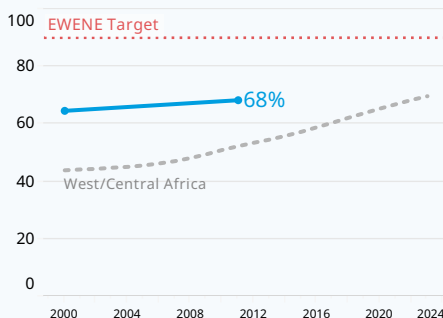
NO DATA



Skilled Attendant at Birth

Percentage of women with skilled attendant at last birth

Percentage of women with skilled attendant at last birth by division



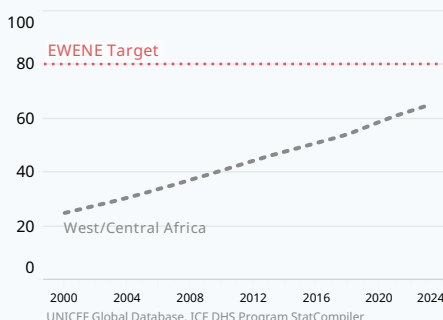
NO DATA



Postnatal Care for Women

Percentage of women with postnatal care within two days for birth

Percentage of women with postnatal care within two days for birth by division



NO DATA

UNICEF Global Database, ICF DHS Program StatCompiler



Equatorial Guinea

Maternal, Neonatal, and Child Health Profile

National Policy

Access to emergency obstetric care	Defined list of essential equipment needed for and comprehensive EmOC	Yes	●
	National strategy/implementation plan for scale up	No	●
	EmOC facility mapping showing the 2021 geographical distribution with MoH	Yes	●
	Specific budget line in the national plans (and where relevant sub national plans)	No	●
	Defined minimum number of midwives to be staffed in an EmOC health facility for providing 24h/7d care	No	●
	Standardized designs and floor plans for the basic EmOC health facilities	Yes	●
	Country capacity to provide yearly data on the performance of EmOC signal functions for measuring the availability of EmOC	No	●
Scaling up small and sick newborn care	Defined list of essential equipment needed for level 2 small and sick newborn care	No data	●
	National strategy/implementation plan for scale-up	No	●
	Specific budget line in the national plans (and where relevant subnational plans)	No	●
	Defined Human Resources staffing norms for level 2 newborn care	Yes	●
	Standardized designs and floor plans to deliver level 2 package of services	No	●
	Does the country have a data system to record admissions, outcomes, and quality of care for level 2 newborn care?	No	●
	Policy provision of free transport of small and sick newborn (either government-provided or voucher for transport)	No	●
	Coordination mechanism linking improvement of level 2 newborn care with improving maternity services to prevent major conditions causing newborn deaths	Yes	●
	Provision in policy/guidelines for engagement of families in the care of babies	Yes	●
	System for post discharge follow-up of babies to improve survival, growth and development	Yes	●

Every Newborn Action Plan (ENAP) and Ending Preventable Maternal Mortality (EPMM), Joint Country Implementation Tracking Tool. 2022. Based on country self-report.

Women who make their own informed decisions (%)

NO DATA

Access to women and men aged 15 years and older to sexual and reproductive health care, information and education (%)

Maternity Care	2019
Contraceptive and Family Planning	2019
Sexuality Education	0 2019
HIV and HPV	75 2019

United Nations Statistics Division (UNSD). Sustainable Development Goals (SDG) Indicators Database.

Quality of Care, Health Workforce, and Data for Action

National strategy for accrediting and contracting private sector for MNH	Yes	●	National strategy/plan for human resources for MNH	No	●
National quality of care standards for MNH	Yes	●	Defined core competencies for midwifery practice (essential competencies as per ICM)	Yes	●
National quality of care standards for small and sick newborn care	Yes	●	Defined core competencies for newborn care, including small and sick newborn care	Yes	●
Agreed set of quality of care indicators	Yes	●	Defined core competencies for community health or extension workers	Yes	●
Maternal and perinatal death surveillance system in place for maternal deaths	No	●	Electronic individual patient-based data system for maternity care to include uterotonic use, labour monitor, breastfeeding, and neonatal resuscitation if need..	No	●
Maternal and perinatal death surveillance system in place for neonatal deaths	No	●	Electronic individual patient-based data system for small and sick newborn care to include details on Kangaroo Mother Care, oxygen/CPAP use, antibiotics, etc.	No	●
Maternal and perinatal death surveillance system in place for stillbirths	No	●	Integration of maternal and perinatal death surveillance system data and routine health information system	No	●
National quality of care plan included community participation in MNH for priority setting and planning	No	●	Mechanism for data sharing from the private/NGO sector	No	●
National quality of care plan included community participation in MNH for monitoring and evaluation	No	●			

Every Newborn Action Plan (ENAP) and Ending Preventable Maternal Mortality (EPMM), Joint Country Implementation Tracking Tool. 2022. Based on country self-report.



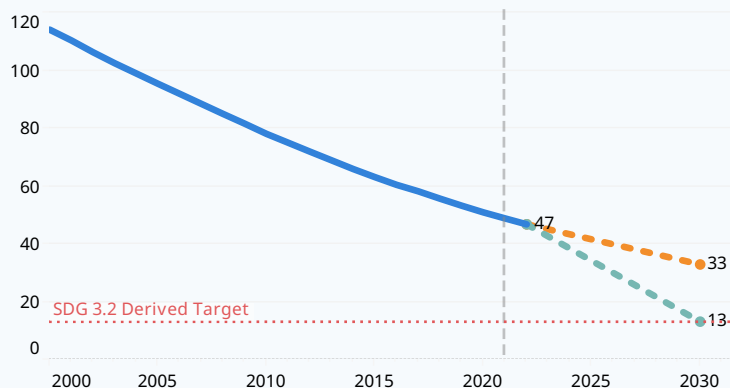
Equatorial Guinea

Maternal, Neonatal, and Child Health Profile

Child Mortality and Nutrition Outcomes

Mortality rate 1-59 months

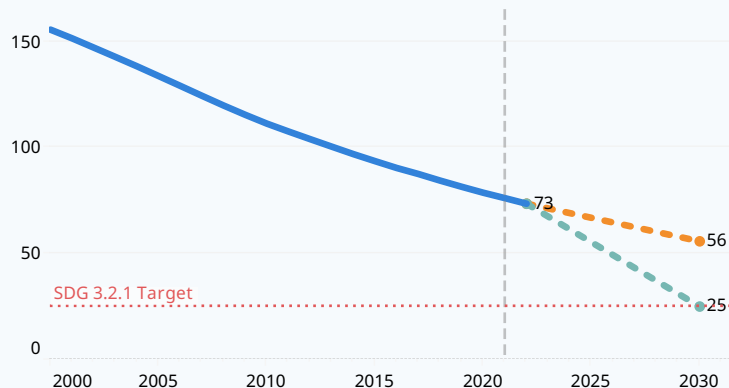
deaths per 1,000 live births



Estimates developed by the United Nations Inter-agency Group for Child Mortality Estimation, UNICEF, 2024

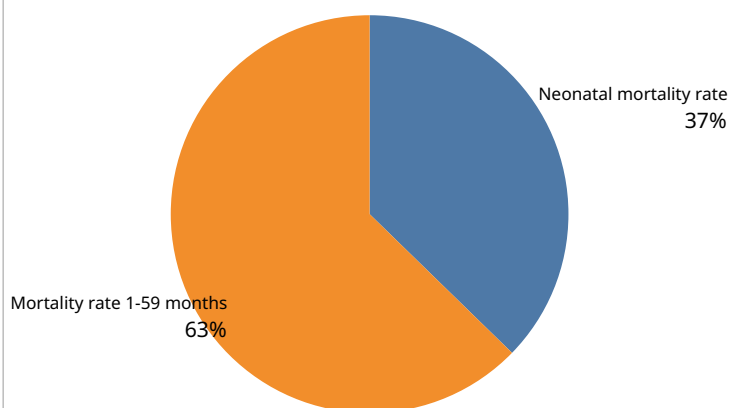
Under-five mortality rate

deaths per 1,000 live births



Estimates developed by the United Nations Inter-agency Group for Child Mortality Estimation, UNICEF, 2024

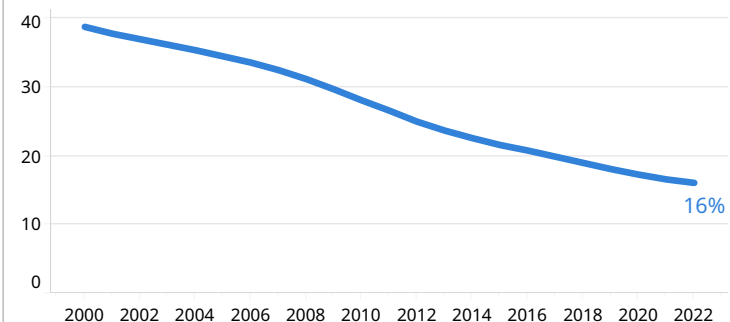
Percentage of Under-5 deaths by age



Estimates developed by the United Nations Inter-agency Group for Child Mortality Estimation, UNICEF, 2024

Under-five stunting (%)

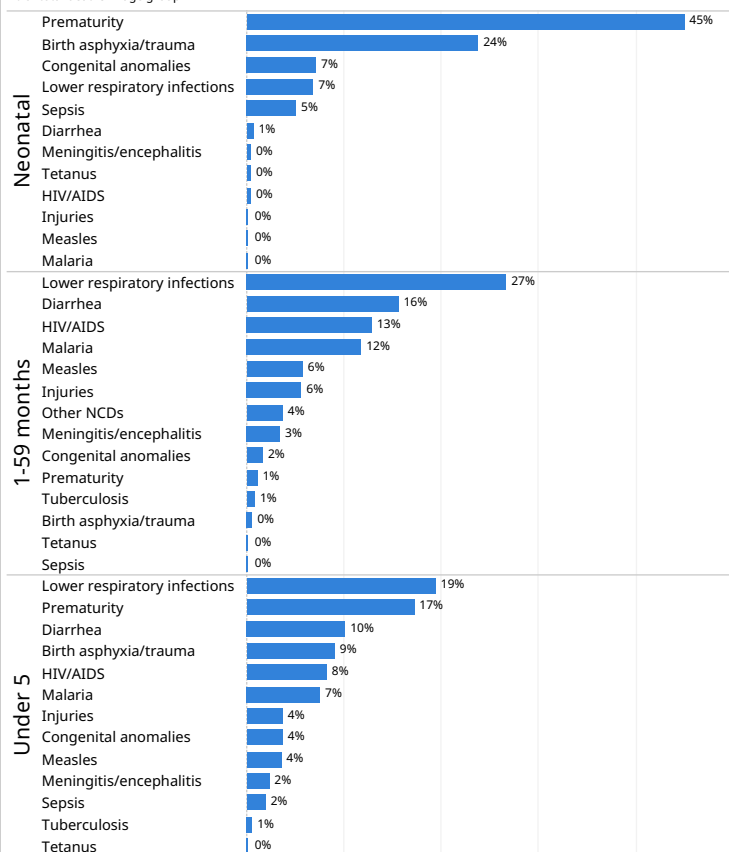
Percentage of children under 5:



Modelled Data for stunting and overweight. UNICEF/WHO/WB Joint Child Malnutrition Estimates 2021

Top 10 Child Causes of Death

% of total deaths in age group



Villavicencio F, Perin J, Ellerts-Spinelli H, Yeung D, Prieto-Merino D, Hug L, Sharrow D, You D, Strong KL, Black RE, Liu L. Global, regional, and national causes of death in children and adolescents younger than 20 years: an open data portal with estimates for 2000-21. Lancet Glob. Health. 2023. [https://doi.org/10.1016/S2214-109X\(23\)00496-5](https://doi.org/10.1016/S2214-109X(23)00496-5).



Equatorial Guinea

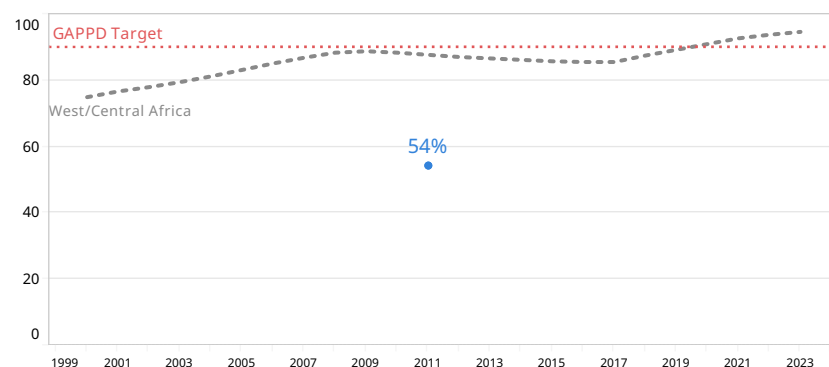
Maternal, Neonatal, and Child Health Profile

	Year	Country	Region	
Mortality	Neonatal deaths, as % of all <5	2022	38	35
	All under-five deaths	2022	3,618	1,863,489
	Under-five mortality rate	2022	73	89
	Neonatal mortality rate	2022	28	30
	Mortality rate 1-59 months	2022	47	61
Nutrition	Under-five stunting (%)	2022	16	32
	Under-five wasting (%)	2011	3	7
	Under-five overweight (%)	2022	8	3
Prevent	Immunization - DTP3	2023	74	69
	Immunization - Measles	2023	61	40
	Malaria prevention in children under-five - sleeping under ITNs (%)	2023		52
	DTP1-DTP3 dropout (%)	2023	7	
	DTP1-MCV1 dropout (%)	2023	24	
	Zero-dose children	2023	10,000	
Promote	Vitamin A supplementation, full coverage	2022	7	71
	Exclusive breastfeeding (0-5 months)	2011	7	64
	Continued breastfeeding (12-23 months)	2011	31	64
Treat	Careseeking for symptoms of ARI	2011	54	41
	Careseeking for fever (%)	2011	62	57
	Diarrhoea treatment: ORS	2011	40	28
	Malaria diagnostics in children under-five with fever (%)	2011	46	24
	Treatment with ACT amongst children receiving any antimalarials (%)	2011	44	
Context	Population using at least basic drinking-water services	2017	65	
	Population using at least basic sanitation services	2017	66	
	Population with hand washing facilities with soap and water at home	2015	24	
	Total under-five population (000)	2023	252	95,801
	Total Births (000)	2023	55	21,418
	Birth registration (%)	2011	54	59
	Reliance on clean fuels and technologies (%)	2022	22	
	UHC Service Coverage Index (SDG 3.8.1)	2021	46	

Child Health Interventions

Careseeking for symptoms of ARI

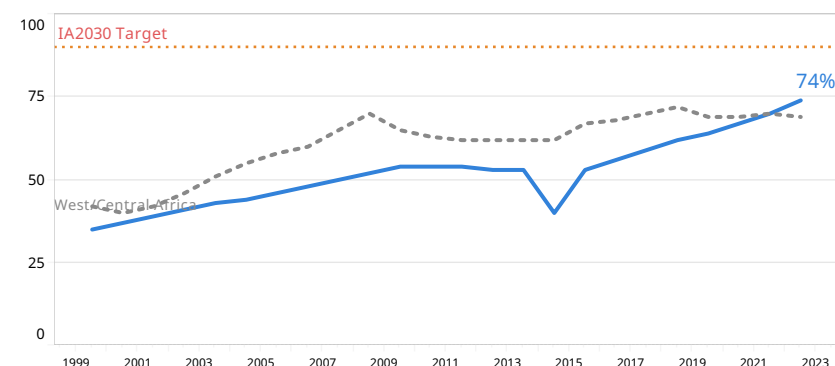
Percentage of children under 5 years:



Household Survey Data. UNICEF Global Database, MNCAH estimates

Immunization - DTP3

Percentage of children immunized:



Modelled Data. WHO/UNICEF Estimates of National Immunization Coverage, July 2021

Diarrhoea treatment - ORS + zinc

Percentage of children under 5 years:



Household Survey Data. UNICEF Global Database, MNCAH estimates



Equatorial Guinea

Maternal, Neonatal, and Child Health Profile

National Policy

Maternal Health	Birth registration	Yes	
	Birth/Labour companion	Yes	
	Costed RMNCH strategy/plan including MNH	No	
	Eight ANC contacts	No	
	Labour Care Guide/Revised partograph	Yes	
	Maternal death registration with civil registrar	No	
	Neonatal death registration with civil registrar	No	
	PNC updated with WHO recommendations	Yes	
	RMNCH/MNH plan updated to include quality of care standards	Yes	
	Stillbirth registration	No	

Every Newborn Action Plan (ENAP) and Ending Preventable Maternal Mortality (EPMM), Joint Country Implementation Tracking Tool. 2022. Based on country self-report.

Folate Fortified Foods	Maize	No	
	Rice	No	
	Wheat	No	

Food Fortification Initiative. 2023 Annual Report. FFI: Atlanta, USA 2024. Accessed at: <https://www.ffinetwork.org/annual-reports>

Governance	Civil society involvement in national maternal, newborn and child health programs	Yes	
	Dedicated adolescent health/well-being strategic plan	No	
	International code of marketing of breastmilk substitutes	No	
	Maternity protection (Convention 183)	No	
	National coordinating body that looks at RMNCAH or its components	Yes	
	National policy or guideline to improve quality of care of SRMNCAH services	Yes	

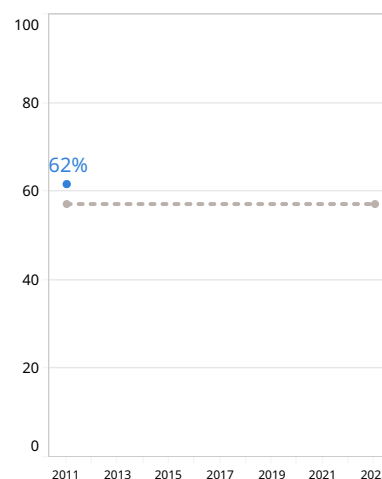
Maternal Death Review	A national maternal death review committee	No	
	A national policy to notify all maternal deaths	No	
	A national policy to review all maternal deaths	No	

	Costed national implementation plan(s) for maternal, newborn and child health available	No data	
	Integrated plan of SRMNCAH	Yes	
	Birth registration requirement	No data	

Child Health Policies	Dedicated child health strategic plan	No	
	Policy on the management of pneumonia in children 2 - 59 months	Yes	
	Policy on the management of diarrhoea in children 0 - 9 years	Yes	
	Policy on the management of hospitalised children 1 month - 9 years	No	
	Policy on early childhood development	No	
	Policy on integrated management of childhood illness	Yes	

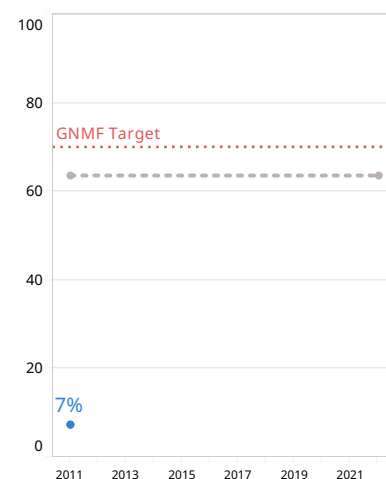
Sexual, Reproductive, Maternal, Newborn, Child and Adolescent Health Policy Survey, 2024

Careseeking for fever (%)
Percentage of children under 5:



Comparison to Regional Estimate in gray. Household Survey Data. UNICEF Global Database, MNCAH estimates

Exclusive breastfeeding (0-5 months)
Percentage of children under 5:



Comparison to Regional Estimate in gray. Household Survey Data. UNICEF Global Database, MNCAH estimates

Investment, Response, Resiliency, Equity

Budgeted RMNCAH strategy (including MNH)	No	
Subnational implementation plans at the State/Regional/Provincial levels	No	
Subnational implementation plans at the district or an equivalent subnational unit le..	No	
Budgeted/financed subnational plans	No	
Tracking for domestic research allocations for MNH	No	
Additional resources allocated for vulnerable population groups	No	
User-fee exemptions for MNH	Yes	
Insurance or financial protection scheme for MNH	No	
Emergency transport system for MNH	No	
National emergency response plan	No	
National quality of care plan included community participation in MNH for priority se..	No	

Every Newborn Action Plan (ENAP) and Ending Preventable Maternal Mortality (EPMM), Joint Country Implementation Tracking Tool. 2022. Based on country self-report.

Commodities

Tracking availability/stock outs of caffeine citrate	Yes	
Tracking availability/stock outs of dexamethasone	Yes	
Tracking availability/stock outs of heat stable carbetoicin	Yes	
Tracking availability/stock outs of magnesium sulfate	Yes	
Tracking availability/stock outs of oxytocin	Yes	

Every Newborn Action Plan (ENAP) and Ending Preventable Maternal Mortality (EPMM), Joint Country Implementation Tracking Tool. 2022. Based on country self-report.

Research and Innovation

Does the country have a national prioritised research agenda for maternal and ne..	No	
Identified innovation needs for MNH	No	
National mechanism for sharing learning	Yes	

Every Newborn Action Plan (ENAP) and Ending Preventable Maternal Mortality (EPMM), Joint Country Implementation Tracking Tool. 2022. Based on country self-report.

Accountability

Representation from civil society, women's groups, and parent advocacy groups..	No	
Representation from parent advocacy groups for MNH and prevention of stillbir..	No	

Every Newborn Action Plan (ENAP) and Ending Preventable Maternal Mortality (EPMM), Joint Country Implementation Tracking Tool. 2022. Based on country self-report.