




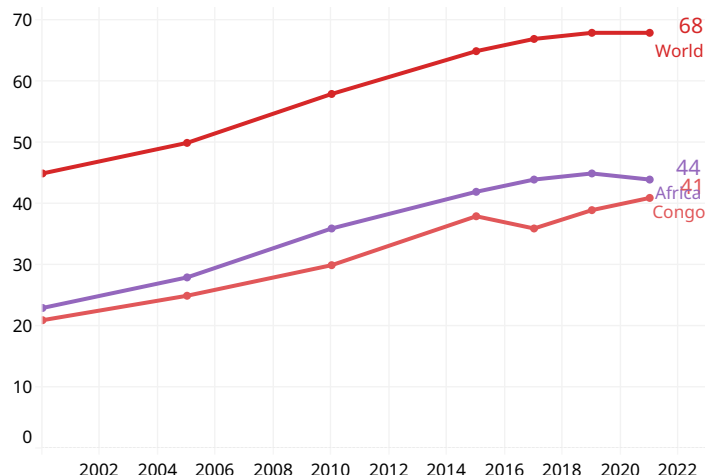
Congo

Maternal, Neonatal, and Child Health Profile

Country Context

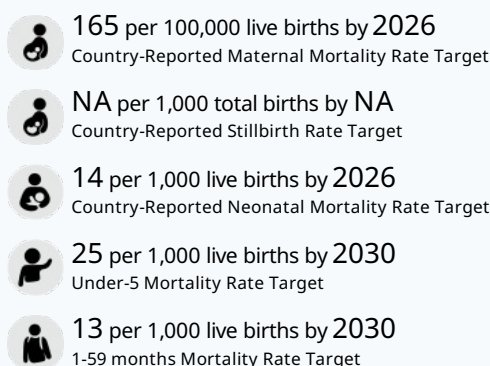


Universal Health Coverage Index



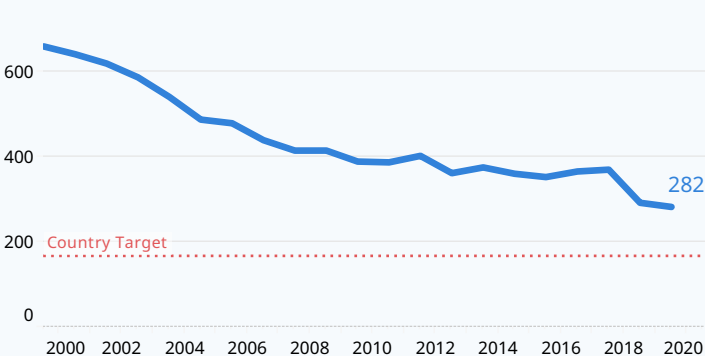
World Health Organization 2024 data.who.int, UHC service coverage index [Indicator]. Accessed on 26 September 2024

Mortality Targets



Maternal mortality ratio

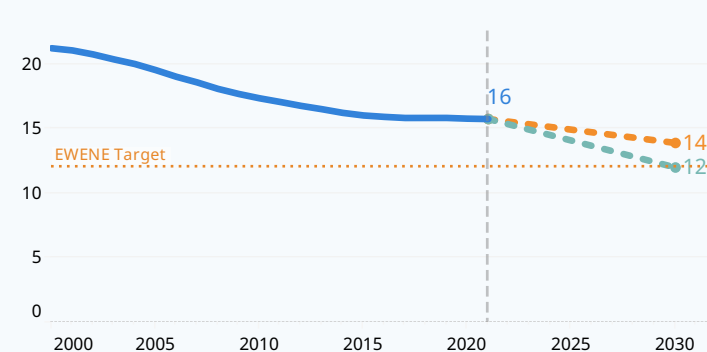
Maternal deaths per 100,000 live births



Estimates developed by the United Nations Inter-agency Group for Child Mortality Estimation, UNICEF, 2024

Stillbirth rate

deaths per 1,000 total births

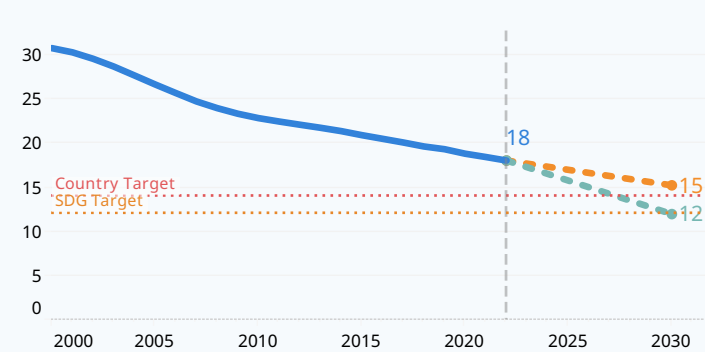


Estimates developed by the United Nations Inter-agency Group for Child Mortality Estimation, UNICEF, 2024

Acceleration needed
Current trend

Neonatal mortality rate

deaths per 1,000 live births



Estimates developed by the United Nations Inter-agency Group for Child Mortality Estimation, UNICEF, 2024



Congo

Maternal, Neonatal, and Child Health Profile

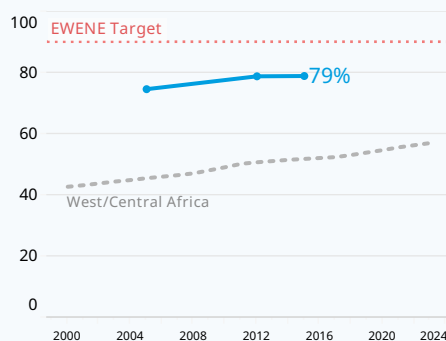
	Year	Country	Region
Maternal Mortality			
Total maternal deaths	2020	503	147,000
Lifetime risk of maternal deaths (1 in N)	2020	82	27
Stillbirth rate	2021	16	23
Maternal mortality ratio	2020	282	724
Nutrition			
Anemia in women aged 15-49 (%)	2019	49	49
Women of reproductive age, short stature (%)	2011	2	
Women (age 20+) underweight (BMI <18.5) (%)	2016		10
Iron and folic acid for pregnant women (%)	2011	43	
Low birth weight prevalence (%)	2020	12	
Pre-pr.			
Demand for family planning satisfied with modern methods (married/in union) (%)	2015	43	41
Birth			
Skilled birth attendant (%)	2015	91	57
Caesarean section rate (%)	2015	5	5
Institutional deliveries (total) (%)	2015	92	64
Antenatal care (four or more visits) (%)	2015	79	52
Pregnancy			
Treatment of pregnant women living with HIV with ART (%)	2023	34	54
Intermittent preventive treatment for malaria during pregnancy 3+ (%)	2015	12	23
Neonatal tetanus protection	2023	85	77
Postnatal care for mothers (%)	2015	80	50
Postnatal care for newborns (%)	2015	86	61
Postnatal			
Minimum dietary diversity (6-23 months) (%)	2014	14	25
Baby weighed at birth (%)	2012	91	
Early initiation of breastfeeding	2014	25	41
Exclusive breastfeeding (0-5 months)	2014	33	64

Progress to meet EWENE Coverage Targets

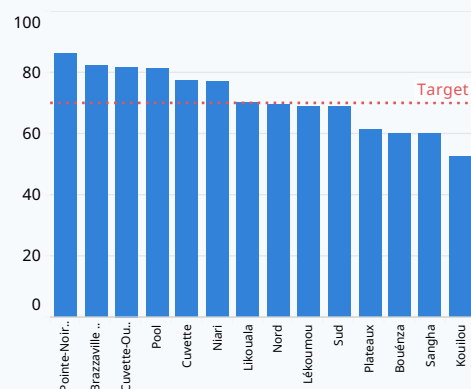


Four or more Antenatal Care Contact

Percentage of pregnant women with at least four antenatal care contacts

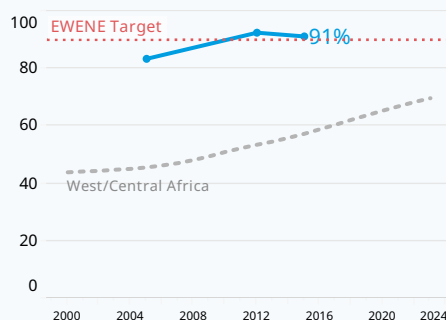


Percentage of pregnant women with at least four antenatal care contacts by division

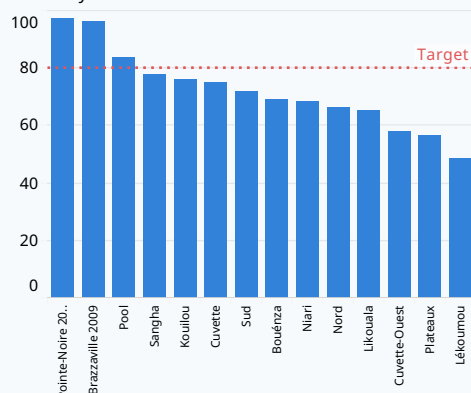


Skilled Attendant at Birth

Percentage of women with skilled attendant at last birth

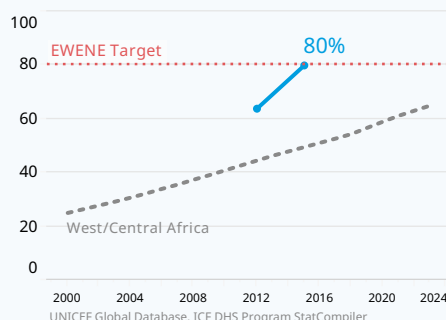


Percentage of women with skilled attendant at last birth by division

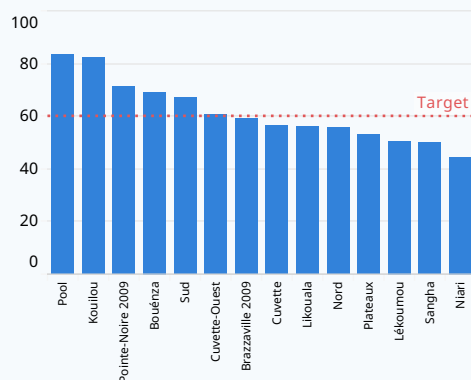


Postnatal Care for Women

Percentage of women with postnatal care within two days for birth



Percentage of women with postnatal care within two days for birth by division





Congo

Maternal, Neonatal, and Child Health Profile

National Policy

Access to emergency obstetric care	Defined list of essential equipment needed for and comprehensive EmOC	No	●
	National strategy/implementation plan for scale up	No	●
	EmOC facility mapping showing the 2021 geographical distribution with MoH	Yes	●
	Specific budget line in the national plans (and where relevant sub national plans)	No	●
	Defined minimum number of midwives to be staffed in an EmOC health facility for providing 24h/7d care	No	●
	Standardized designs and floor plans for the basic EmOC health facilities	No	●
	Country capacity to provide yearly data on the performance of EmOC signal functions for measuring the availability of EmOC	No	●
Scaling up small and sick newborn care	Defined list of essential equipment needed for level 2 small and sick newborn care	No	●
	National strategy/implementation plan for scale-up	No	●
	Specific budget line in the national plans (and where relevant subnational plans)	No	●
	Defined Human Resources staffing norms for level 2 newborn care	No	●
	Standardized designs and floor plans to deliver level 2 package of services	No	●
	Does the country have a data system to record admissions, outcomes, and quality of care for level 2 newborn care?	No	●
	Policy provision of free transport of small and sick newborn (either government-provided or voucher for transport)	No	●
	Coordination mechanism linking improvement of level 2 newborn care with improving maternity services to prevent major conditions causing newborn deaths	No	●
	Provision in policy/guidelines for engagement of families in the care of babies	No	●
	System for post discharge follow-up of babies to improve survival, growth and development	Yes	●

Every Newborn Action Plan (ENAP) and Ending Preventable Maternal Mortality (EPMM), Joint Country Implementation Tracking Tool. 2022. Based on country self-report.

Women who make their own informed decisions (%)

NO DATA

Women who make their own informed decisions (%)	27 2012
Contraceptive use	87 2012
Reproductive health care	41 2012
Sexual relations	71 2012
Access to women and men aged 15 years and older to sexual and reproductive health care, information and education (%)	55 2019
Maternity Care	50 2019
Contraceptive and Family Planning	92 2019
Sexuality Education	0 2019
HIV and HPV	60 2019

United Nations Statistics Division (UNSD). Sustainable Development Goals (SDG) Indicators Database.

Quality of Care, Health Workforce, and Data for Action

National strategy for accrediting and contracting private sector for MNH	No	●	National strategy/plan for human resources for MNH	No	●
National quality of care standards for MNH	Yes	●	Defined core competencies for midwifery practice (essential competencies as per ICM)	Yes	●
National quality of care standards for small and sick newborn care	No	●	Defined core competencies for newborn care, including small and sick newborn care	Yes	●
Agreed set of quality of care indicators	No	●	Defined core competencies for community health or extension workers	Yes	●
Maternal and perinatal death surveillance system in place for maternal deaths	Yes	●	Electronic individual patient-based data system for maternity care to include uterotonic use, labour monitor, breastfeeding, and neonatal resuscitation if need..	No	●
Maternal and perinatal death surveillance system in place for neonatal deaths	Yes	●	Electronic individual patient-based data system for small and sick newborn care to include details on Kangaroo Mother Care, oxygen/CPAP use, antibiotics, etc.	No	●
Maternal and perinatal death surveillance system in place for stillbirths	Yes	●	Integration of maternal and perinatal death surveillance system data and routine health information system	No	●
National quality of care plan included community participation in MNH for priority setting and planning	No	●	Mechanism for data sharing from the private/NGO sector	No	●
National quality of care plan included community participation in MNH for monitoring and evaluation	No	●			

Every Newborn Action Plan (ENAP) and Ending Preventable Maternal Mortality (EPMM), Joint Country Implementation Tracking Tool. 2022. Based on country self-report.



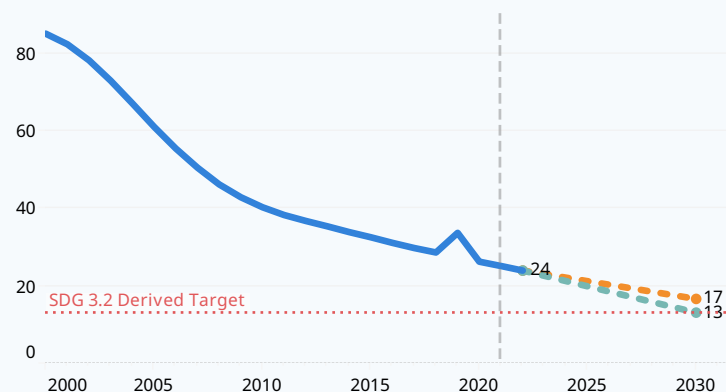
Congo

Maternal, Neonatal, and Child Health Profile

Child Mortality and Nutrition Outcomes

Mortality rate 1-59 months

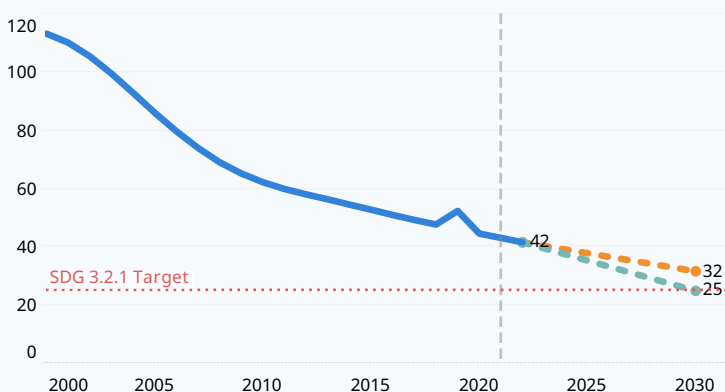
deaths per 1,000 live births



Estimates developed by the United Nations Inter-agency Group for Child Mortality Estimation, UNICEF, 2024

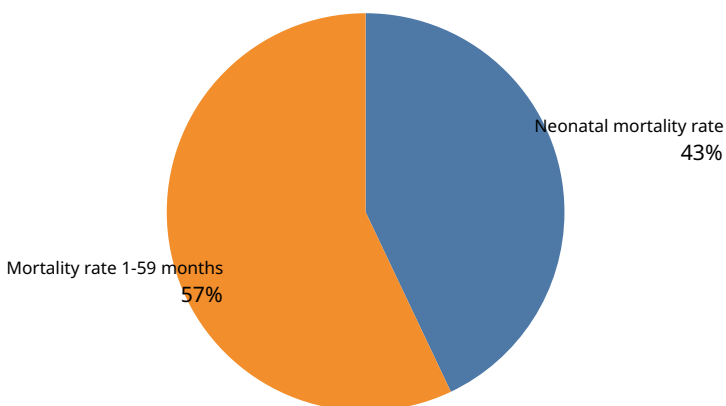
Under-five mortality rate

deaths per 1,000 live births



Estimates developed by the United Nations Inter-agency Group for Child Mortality Estimation, UNICEF, 2024

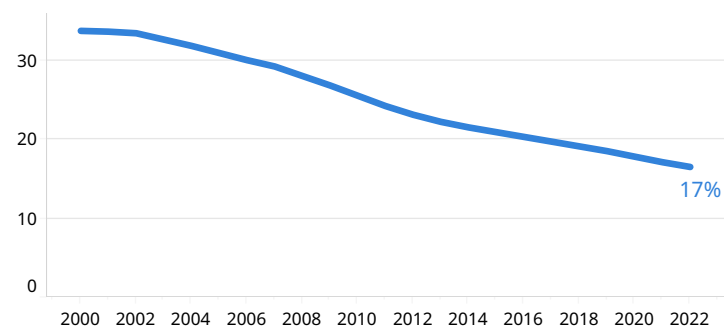
Percentage of Under-5 deaths by age



Estimates developed by the United Nations Inter-agency Group for Child Mortality Estimation, UNICEF, 2024

Under-five stunting (%)

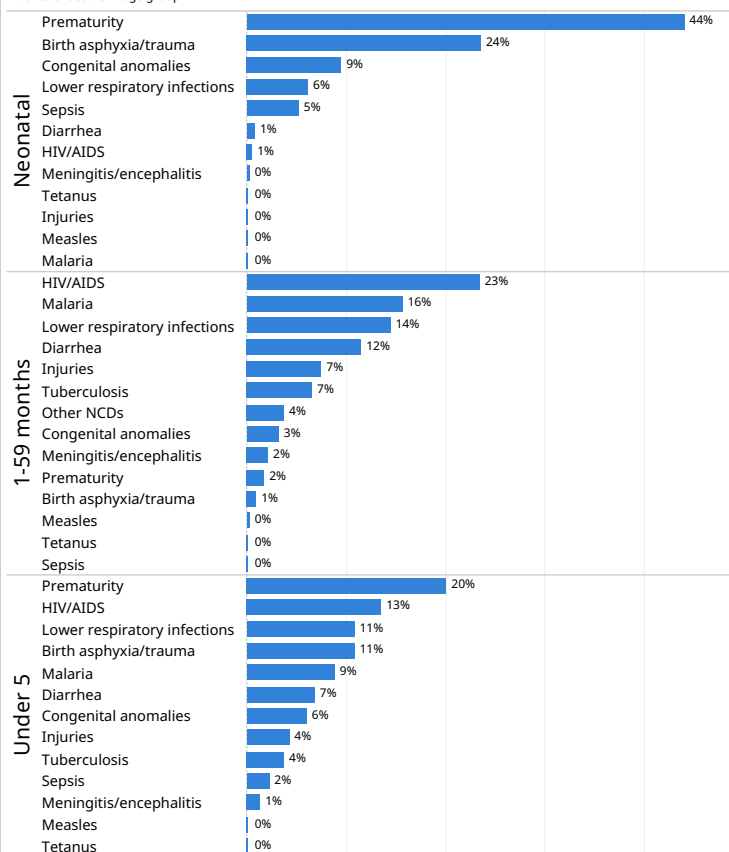
Percentage of children under 5:



Modelled Data for stunting and overweight. UNICEF/WHO/WB Joint Child Malnutrition Estimates 2021

Top 10 Child Causes of Death

% of total deaths in age group



Villavicencio F, Perin J, Ellerts-Spinelli H, Yeung D, Prieto-Merino D, Hug L, Sharrow D, You D, Strong KL, Black RE, Liu L. Global, regional, and national causes of death in children and adolescents younger than 20 years: an open data portal with estimates for 2000-21. Lancet Glob. Health. 2023. [https://doi.org/10.1016/S2214-109X\(23\)00496-5](https://doi.org/10.1016/S2214-109X(23)00496-5).



Congo

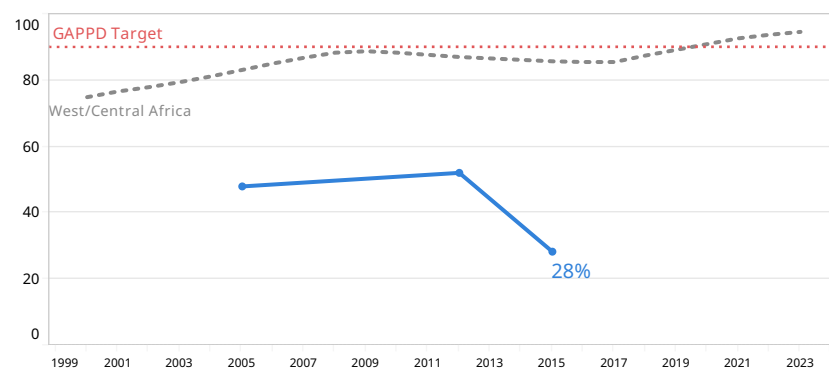
Maternal, Neonatal, and Child Health Profile

	Year	Country	Region
Neonatal deaths, as % of all <5	2022	44	35
Mortality			
All under-five deaths	2022	7,418	1,863,489
Under-five mortality rate	2022	42	89
Neonatal mortality rate	2022	18	30
Mortality rate 1-59 months	2022	24	61
Nutrition			
Under-five stunting (%)	2022	17	32
Under-five wasting (%)	2014	8	7
Under-five overweight (%)	2022	5	3
Prevent			
Immunization - DTP3	2023	78	69
Immunization - Measles	2023	65	40
Immunization - PCV3	2023	76	64
Malaria prevention in children under-five - sleeping under ITNs (%)	2023		52
Immunization - Rotavirus	2023	45	56
DTP1-DTP3 dropout (%)	2023	5	
DTP1-MCV1 dropout (%)	2023	21	
Zero-dose children	2023	33,000	
Vitamin A supplementation, full coverage	2022	6	71
Promote			
Minimum dietary diversity (6-23 months) (%)	2014	14	25
Early initiation of breastfeeding	2014	25	41
Exclusive breastfeeding (0-5 months)	2014	33	64
Continued breastfeeding (12-23 months)	2014	32	64
Careseeking for symptoms of ARI	2015	28	40
Careseeking for fever (%)	2015	51	57
Treat			
Diarrhoea treatment: ORS	2015	27	32
Diarrhoea treatment - ORS + zinc	2015	8	18
Malaria diagnostics in children under-five with fever (%)	2015	30	24
Treatment with ACT amongst children receiving any antimalarials (%)	2015	37	
Population using at least basic drinking-water services	2021	74	
Population using at least basic sanitation services	2021	21	
Population with hand washing facilities with soap and water at home	2019	48	
Context			
Total under-five population (000)	2023	886	95,801
Total Births (000)	2023	189	21,418
Birth registration (%)	2015	96	59
Reliance on clean fuels and technologies (%)	2022	40	
UHC Service Coverage Index (SDG 3.8.1)	2021	41	

Child Health Interventions

Careseeking for symptoms of ARI

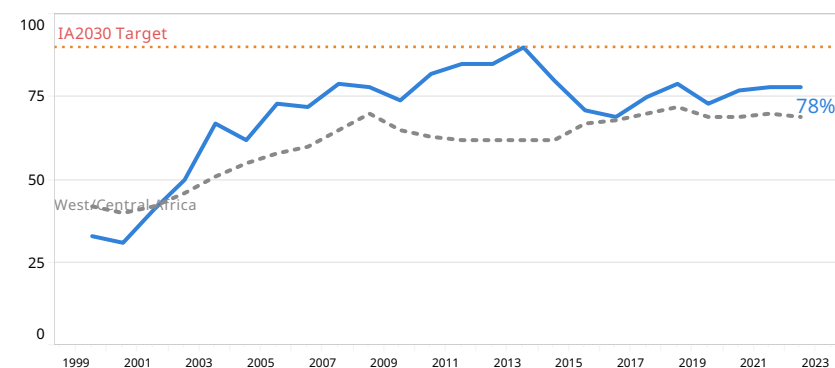
Percentage of children under 5 years:



Household Survey Data. UNICEF Global Database, MNCAH estimates

Immunization - DTP3

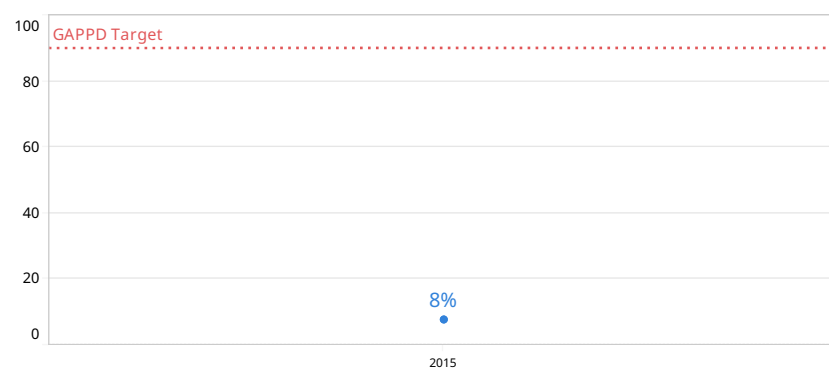
Percentage of children immunized:



Modelled Data. WHO/UNICEF Estimates of National Immunization Coverage, July 2021

Diarrhoea treatment - ORS + zinc

Percentage of children under 5 years:



Household Survey Data. UNICEF Global Database, MNCAH estimates



Congo

Maternal, Neonatal, and Child Health Profile

National Policy

Maternal Health	Birth registration	Yes	●
	Birth/Labour companion	No	●
	Costed RMNCH strategy/plan including MNH	Yes	●
	Eight ANC contacts	Yes	●
	Labour Care Guide/Revised partograph	Yes	●
	Maternal death registration with civil registrar	No	●
	Neonatal death registration with civil registrar	No	●
	PNC updated with WHO recommendations	Yes	●
	RMNCH/MNH plan updated to include quality of care standards	Yes	●
	Stillbirth registration	No	●

Every Newborn Action Plan (ENAP) and Ending Preventable Maternal Mortality (EPMM), Joint Country Implementation Tracking Tool. 2022. Based on country self-report.

Folate Fortified Foods	Maize	No	●
	Rice	No	●
	Wheat	Yes	●

Food Fortification Initiative. 2023 Annual Report. FFI: Atlanta, USA 2024. Accessed at: <https://www.ffinetwork.org/annual-reports>

Governance	Civil society involvement in national maternal, newborn and child health programs	Yes	●
	Dedicated adolescent health/well-being strategic plan	No	●
	International code of marketing of breastmilk substitutes	No	●
	Maternity protection (Convention 183)	No	●
	National coordinating body that looks at RMNCAH or its components	Yes	●
	National policy or guideline to improve quality of care of SRMNCAH services	Yes	●

Maternal Death Review	A national maternal death review committee	Yes	●
	A national policy to notify all maternal deaths	Yes	●
	A national policy to review all maternal deaths	Yes	●

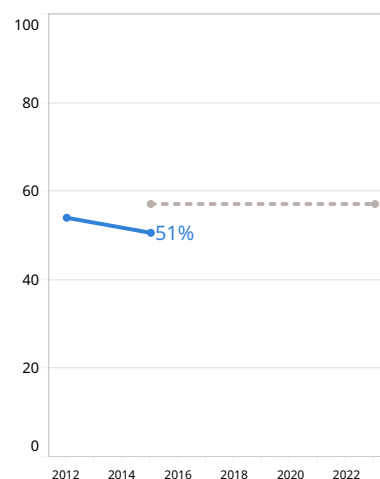
	Costed national implementation plan(s) for maternal, newborn and child health available	No	●
	Integrated plan of SRMNCAH	Yes	●

Child Health Policies	Birth registration requirement	Yes	●
	Dedicated child health strategic plan	Yes	●
	Policy on the management of pneumonia in children 2 - 59 months	Yes	●
	Policy on the management of diarrhoea in children 0 - 9 years	Yes	●
	Policy on the management of hospitalised children 1 month - 9 years	Yes	●
	Policy on early childhood development	No	●

	Policy on integrated management of childhood illness	Yes	●
--	--	-----	---

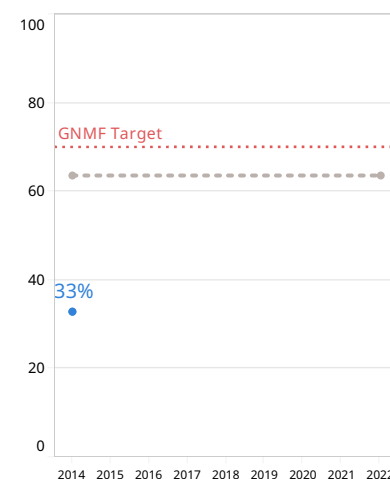
Sexual, Reproductive, Maternal, Newborn, Child and Adolescent Health Policy Survey, 2024

Careseeking for fever (%)
Percentage of children under 5:



Comparison to Regional Estimate in gray. Household Survey Data. UNICEF Global Database, MNCAH estimates

Exclusive breastfeeding (0-5 months)
Percentage of children under 5:



Comparison to Regional Estimate in gray. Household Survey Data. UNICEF Global Database, MNCAH estimates

Investment, Response, Resiliency, Equity

Budgeted RMNCAH strategy (including MNH)	Partial	●
Subnational implementation plans at the State/Regional/Provincial levels	No	●
Subnational implementation plans at the district or an equivalent subnational unit le..	No	●
Budgeted/financed subnational plans	No	●
Tracking for domestic research allocations for MNH	No	●
Additional resources allocated for vulnerable population groups	No	●
User-fee exemptions for MNH	No	●
Insurance or financial protection scheme for MNH	No	●
Emergency transport system for MNH	No	●
National emergency response plan	No	●
National quality of care plan included community participation in MNH for priority se..	No	●

Every Newborn Action Plan (ENAP) and Ending Preventable Maternal Mortality (EPMM), Joint Country Implementation Tracking Tool. 2022. Based on country self-report.

Commodities

Tracking availability/stock outs of caffeine citrate	No	●
Tracking availability/stock outs of dexamethasone	No	●
Tracking availability/stock outs of heat stable carbetoicin	No	●
Tracking availability/stock outs of magnesium sulfate	No	●
Tracking availability/stock outs of oxytocin	No	●

Every Newborn Action Plan (ENAP) and Ending Preventable Maternal Mortality (EPMM), Joint Country Implementation Tracking Tool. 2022. Based on country self-report.

Research and Innovation

Does the country have a national prioritised research agenda for maternal and ne..	No	●
Identified innovation needs for MNH	No	●
National mechanism for sharing learning	Yes	●

Every Newborn Action Plan (ENAP) and Ending Preventable Maternal Mortality (EPMM), Joint Country Implementation Tracking Tool. 2022. Based on country self-report.

Accountability

Representation from civil society, women's groups, and parent advocacy groups..	No	●
Representation from parent advocacy groups for MNH and prevention of stillbir..	No	●

Every Newborn Action Plan (ENAP) and Ending Preventable Maternal Mortality (EPMM), Joint Country Implementation Tracking Tool. 2022. Based on country self-report.