




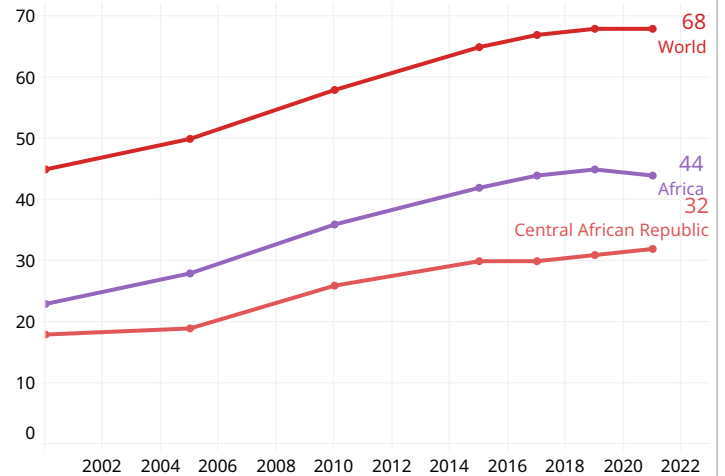
Central African Republic

Maternal, Neonatal, and Child Health Profile

Country Context



Universal Health Coverage Index



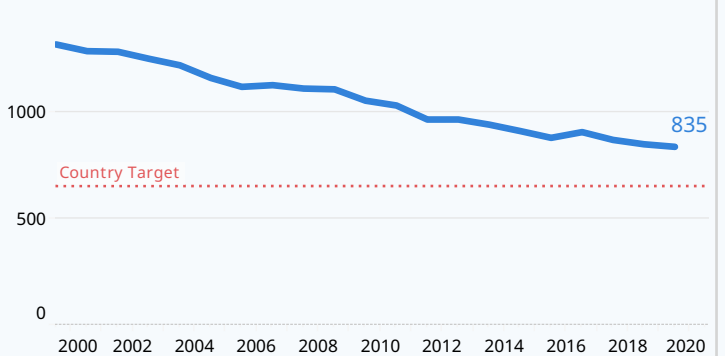
World Health Organization 2024 data.who.int, UHC service coverage index [Indicator]. Accessed on 26 September 2024

Mortality Targets

- 650 per 100,000 live births by 2027
Country-Reported Maternal Mortality Rate Target
- NA per 1,000 total births by NA
Country-Reported Stillbirth Rate Target
- 13 per 1,000 live births by 2027
Country-Reported Neonatal Mortality Rate Target
- 25 per 1,000 live births by 2030
Under-5 Mortality Rate Target
- 13 per 1,000 live births by 2030
1-59 months Mortality Rate Target

Maternal mortality ratio

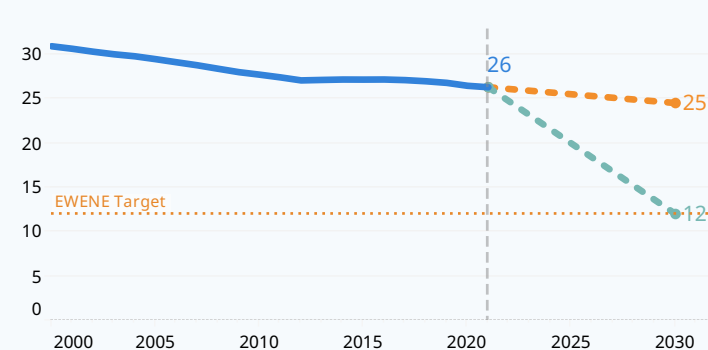
Maternal deaths per 100,000 live births



Estimates developed by the United Nations Inter-agency Group for Child Mortality Estimation, UNICEF, 2024

Stillbirth rate

deaths per 1,000 total births

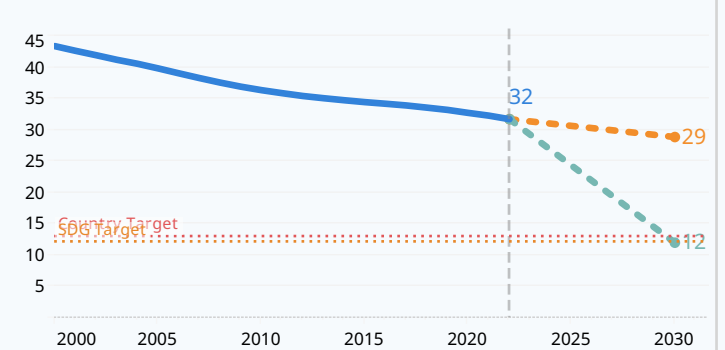


Estimates developed by the United Nations Inter-agency Group for Child Mortality Estimation, UNICEF, 2024

- Acceleration needed
- Current trend

Neonatal mortality rate

deaths per 1,000 live births



Estimates developed by the United Nations Inter-agency Group for Child Mortality Estimation, UNICEF, 2024



Central African Republic

Maternal, Neonatal, and Child Health Profile

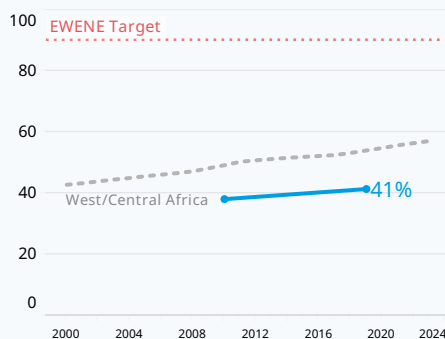
	Year	Country	Region
Maternal Mortality			
Total maternal deaths	2020	1,888	147,000
Lifetime risk of maternal deaths (1 in N)	2020	19	27
Stillbirth rate	2021	26	23
Maternal mortality ratio	2020	835	724
Anemia in women aged 15-49 (%)	2019	47	49
Women of reproductive age, short stature (%)			
Nutrition			
Women (age 20+) underweight (BMI <18.5) (%):	2016		10
Iron and folic acid for pregnant women (%)			
Low birth weight prevalence (%)	2020	16	
Pre-pr.			
Demand for family planning satisfied with modern methods (married/in union) (%)	2019	28	41
Skilled birth attendant (%)	2019	40	64
Birth			
Caesarean section rate (%)	2019	2	5
Institutional deliveries (total) (%)	2019	58	64
Antenatal care (four or more visits) (%)	2019	41	54
Pregnancy			
Intermittent preventive treatment for malaria during pregnancy 3+ (%)	2019	30	23
Neonatal tetanus protection	2023	60	77
Postnatal			
Postnatal care for mothers (%)	2019	57	57
Postnatal care for newborns (%)	2019	59	61
Minimum dietary diversity (6-23 months) (%)	2010	27	25
Baby weighed at birth (%)	2010	61	
Early initiation of breastfeeding	2019	49	41
Exclusive breastfeeding (0-5 months)	2019	36	64

Progress to meet EWENE Coverage Targets

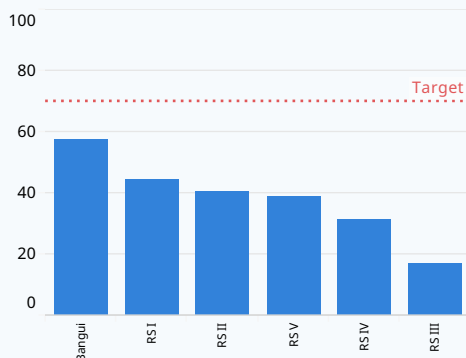


Four or more Antenatal Care Contact

Percentage of pregnant women with at least four antenatal care contacts

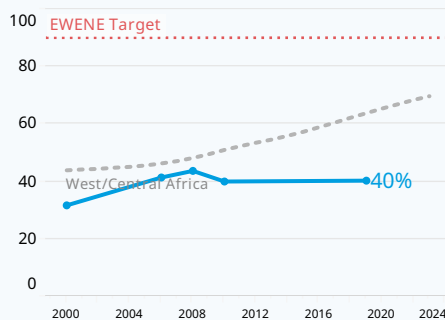


Percentage of pregnant women with at least four antenatal care contacts by division

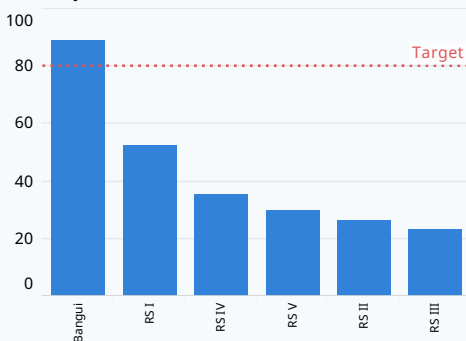


Skilled Attendant at Birth

Percentage of women with skilled attendant at last birth

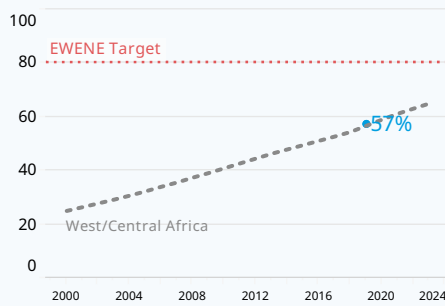


Percentage of women with skilled attendant at last birth by division



Postnatal Care for Women

Percentage of women with postnatal care within two days for birth



Percentage of women with postnatal care within two days for birth by division

NO DATA

UNICEF Global Database, ICF DHS Program StatCompiler



Central African Republic

Maternal, Neonatal, and Child Health Profile

National Policy

Access to emergency obstetric care	Defined list of essential equipment needed for and comprehensive EmOC	No	●
	National strategy/implementation plan for scale up	No	●
	EmOC facility mapping showing the 2021 geographical distribution with MoH	No	●
	Specific budget line in the national plans (and where relevant sub national plans)	No	●
	Defined minimum number of midwives to be staffed in an EmOC health facility for providing 24h/7d care	No	●
	Standardized designs and floor plans for the basic EmOC health facilities	No	●
	Country capacity to provide yearly data on the performance of EmOC signal functions for measuring the availability of EmOC	No	●
Scaling up small and sick newborn care	Defined list of essential equipment needed for level 2 small and sick newborn care	No	●
	National strategy/implementation plan for scale-up	No	●
	Specific budget line in the national plans (and where relevant subnational plans)	No	●
	Defined Human Resources staffing norms for level 2 newborn care	No	●
	Standardized designs and floor plans to deliver level 2 package of services	No	●
	Does the country have a data system to record admissions, outcomes, and quality of care for level 2 newborn care?	No	●
	Policy provision of free transport of small and sick newborn (either government-provided or voucher for transport)	No	●
Scaling up small and sick newborn care	Coordination mechanism linking improvement of level 2 newborn care with improving maternity services to prevent major conditions causing newborn deaths	No	●
	Provision in policy/guidelines for engagement of families in the care of babies	No	●
	System for post discharge follow-up of babies to improve survival, growth and development	No	●

Every Newborn Action Plan (ENAP) and Ending Preventable Maternal Mortality (EPMM), Joint Country Implementation Tracking Tool. 2022. Based on country self-report.

Women who make their own informed decisions (%)

NO DATA

Access to women and men aged 15 years and older to sexual and reproductive health care, information and education (%)	77 2019
Maternity Care	75 2019
Contraceptive and Family Planning	70 2019
Sexuality Education	94 2019
HIV and HPV	75 2019

United Nations Statistics Division (UNSD). Sustainable Development Goals (SDG) Indicators Database.

Quality of Care, Health Workforce, and Data for Action

National strategy for accrediting and contracting private sector for MNH	No	●	National strategy/plan for human resources for MNH	No	●
National quality of care standards for MNH	No	●	Defined core competencies for midwifery practice (essential competencies as per ICM)	No	●
National quality of care standards for small and sick newborn care	No	●	Defined core competencies for newborn care, including small and sick newborn care	Yes	●
Agreed set of quality of care indicators	No	●	Defined core competencies for community health or extension workers	Yes	●
Maternal and perinatal death surveillance system in place for maternal deaths	Yes	●	Electronic individual patient-based data system for maternity care to include uterotonic use, labour monitor, breastfeeding, and neonatal resuscitation if need..	No	●
Maternal and perinatal death surveillance system in place for neonatal deaths	No	●	Electronic individual patient-based data system for small and sick newborn care to include details on Kangaroo Mother Care, oxygen/CPAP use, antibiotics, etc.	No	●
Maternal and perinatal death surveillance system in place for stillbirths	No	●	Integration of maternal and perinatal death surveillance system data and routine health information system	No	●
National quality of care plan included community participation in MNH for priority setting and planning	Yes	●	Mechanism for data sharing from the private/NGO sector	No data	●
National quality of care plan included community participation in MNH for monitoring and evaluation	Yes	●			

Every Newborn Action Plan (ENAP) and Ending Preventable Maternal Mortality (EPMM), Joint Country Implementation Tracking Tool. 2022. Based on country self-report.



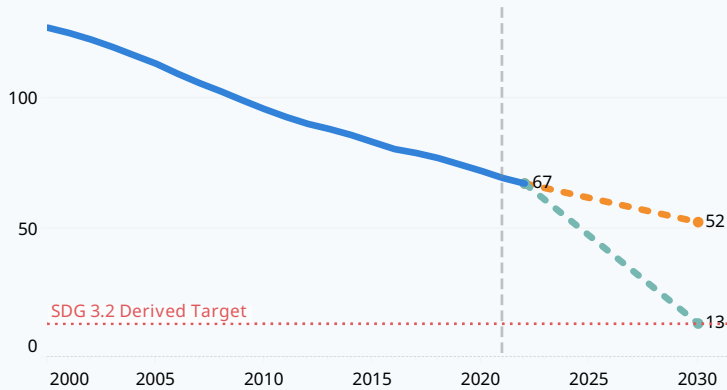
Central African Republic

Maternal, Neonatal, and Child Health Profile

Child Mortality and Nutrition Outcomes

Mortality rate 1-59 months

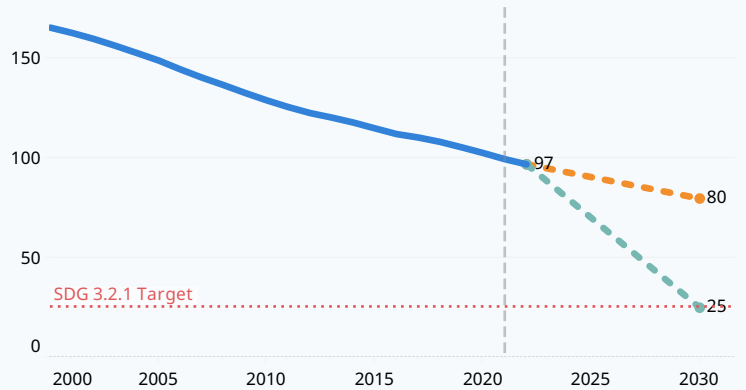
deaths per 1,000 live births



Estimates developed by the United Nations Inter-agency Group for Child Mortality Estimation, UNICEF, 2024

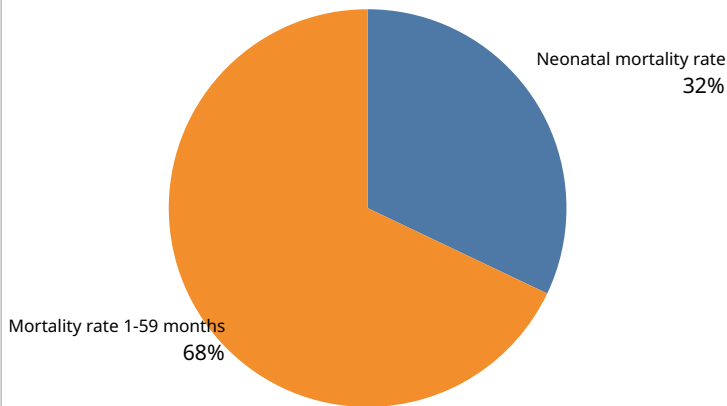
Under-five mortality rate

deaths per 1,000 live births



Estimates developed by the United Nations Inter-agency Group for Child Mortality Estimation, UNICEF, 2024

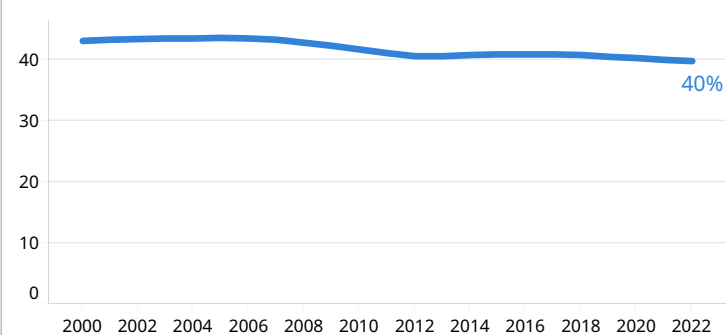
Percentage of Under-5 deaths by age



Estimates developed by the United Nations Inter-agency Group for Child Mortality Estimation, UNICEF, 2024

Under-five stunting (%)

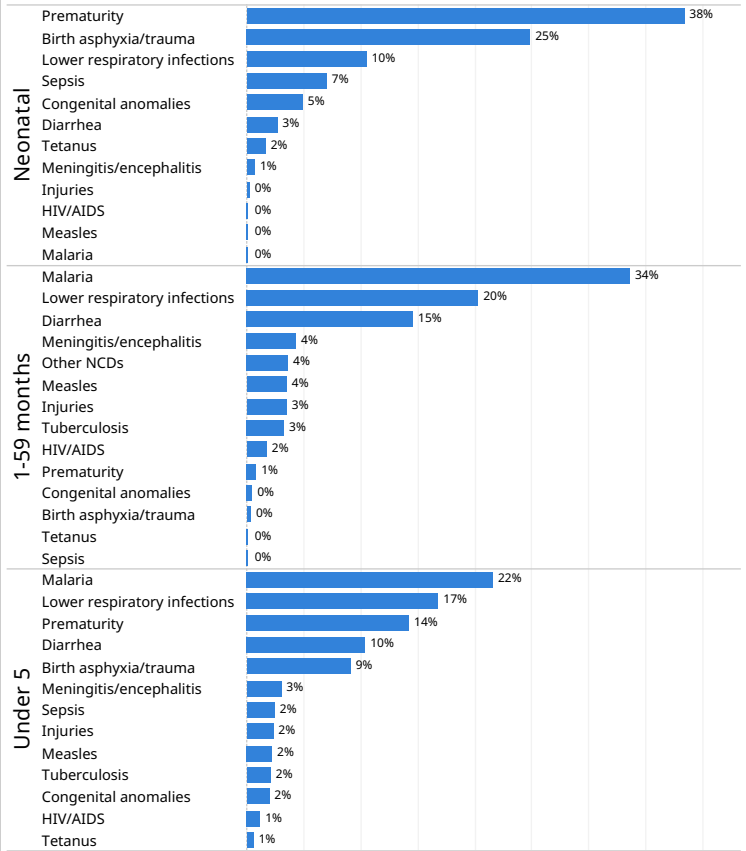
Percentage of children under 5:



Modelled Data for stunting and overweight. UNICEF/WHO/WB Joint Child Malnutrition Estimates 2021

Top 10 Child Causes of Death

% of total deaths in age group



Villavicencio F, Perin J, Eilerts-Spinelli H, Yeung D, Prieto-Merino D, Hug L, Sharrow D, You D, Strong KL, Black RE, Liu L. Global, regional, and national causes of death in children and adolescents younger than 20 years: an open data portal with estimates for 2000-21. *Lancet Glob. Health* 2023. [https://doi.org/10.1016/S2214-109X\(23\)00496-5](https://doi.org/10.1016/S2214-109X(23)00496-5).



Central African Republic

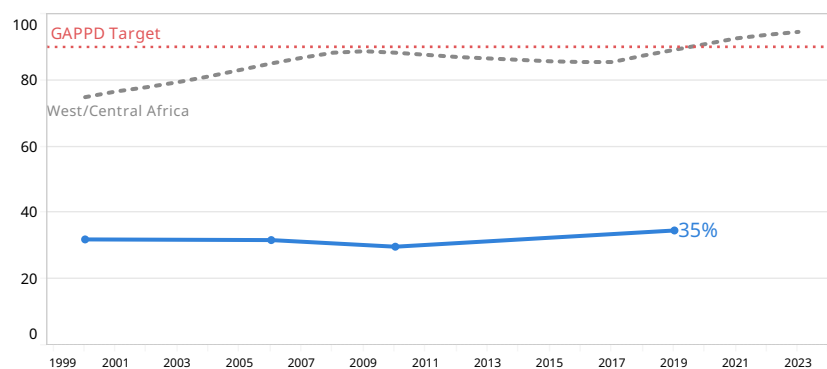
Maternal, Neonatal, and Child Health Profile

	Year	Country	Region	
Mortality	Neonatal deaths, as % of all <5	2022	34	35
	All under-five deaths	2022	22,219	1,863,489
	Under-five mortality rate	2022	97	89
	Neonatal mortality rate	2022	32	30
	Mortality rate 1-59 months	2022	67	61
Nutrition	Under-five stunting (%)	2022	40	32
	Under-five wasting (%)	2018	7	7
	Under-five overweight (%)	2022	3	3
Prevent	Immunization - DTP3	2023	42	69
	Immunization - Measles	2023	41	40
	Immunization - PCV3	2023	40	64
	Malaria prevention in children under-five - sleeping under ITNs (%)	2023		52
	DTP1-DTP3 dropout (%)	2023	22	
	DTP1-MCV1 dropout (%)	2023	24	
	Zero-dose children	2023	104,000	
	Vitamin A supplementation, full coverage	2021	46	71
	Minimum dietary diversity (6-23 months) (%)	2010	27	25
	Early initiation of breastfeeding	2019	49	41
Promote	Exclusive breastfeeding (0-5 months)	2019	36	64
	Continued breastfeeding (12-23 months)	2019	73	64
	Careseeking for symptoms of ARI	2019	35	41
	Careseeking for fever (%)	2019	32	57
Treat	Diarrhoea treatment: ORS	2019	23	34
	Diarrhoea treatment - ORS + zinc	2019	8	18
	Malaria diagnostics in children under-five with fever (%)	2019	27	24
	Treatment with ACT amongst children receiving any antimalarials (%)	2019	30	
Context	Population using at least basic drinking-water services	2022	36	
	Population using at least basic sanitation services	2022	14	
	Population with hand washing facilities with soap and water at home	2022	22	
	Total under-five population (000)	2023	941	95,801
	Total Births (000)	2023	239	21,418
	Birth registration (%)	2019	45	59
	Reliance on clean fuels and technologies (%)	2022	1	
	UHC Service Coverage Index (SDG 3.8.1)	2021	32	

Child Health Interventions

Careseeking for symptoms of ARI

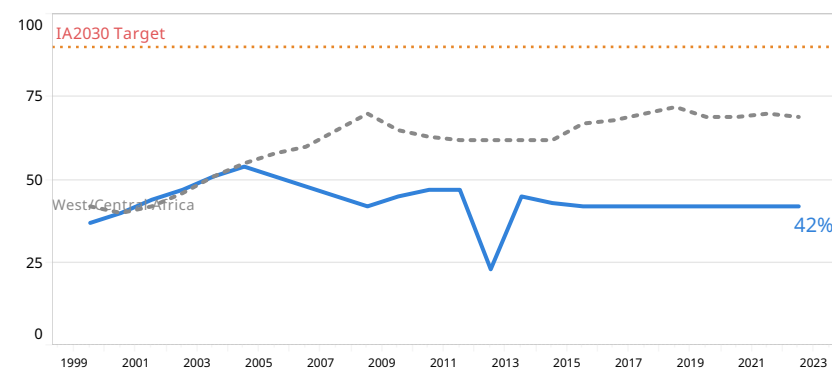
Percentage of children under 5 years:



Household Survey Data. UNICEF Global Database, MNCAH estimates

Immunization - DTP3

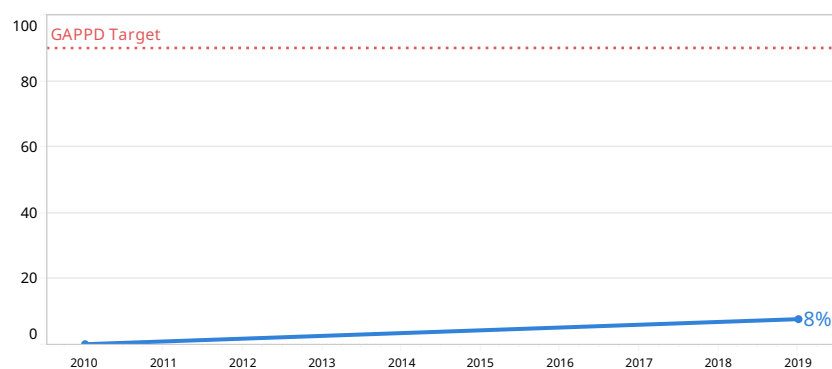
Percentage of children immunized:



Modelled Data. WHO/UNICEF Estimates of National Immunization Coverage, July 2021

Diarrhoea treatment - ORS + zinc

Percentage of children under 5 years:



Household Survey Data. UNICEF Global Database, MNCAH estimates



Central African Republic

Maternal, Neonatal, and Child Health Profile

National Policy

Category	Indicator	Status	Result
Maternal Health	Birth registration	Yes	Green
	Birth/Labour companion	No	Red
	Costed RMNCH strategy/plan including MNH	Yes	Green
	Eight ANC contacts	No	Red
	Labour Care Guide/Revised partograph	No	Red
	Maternal death registration with civil registrar	No	Red
	Neonatal death registration with civil registrar	No	Red
	PNC updated with WHO recommendations	No	Red
	RMNCH/MNH plan updated to include quality of care standards	No	Red
	Stillbirth registration	No	Red

Every Newborn Action Plan (ENAP) and Ending Preventable Maternal Mortality (EPMM), Joint Country Implementation Tracking Tool. 2022. Based on country self-report.

Category	Indicator	Status	Result
Folate Fortified Foods	Maize	No	Red
	Rice	No	Red
	Wheat	No	Red

Food Fortification Initiative. 2023 Annual Report. FFI: Atlanta, USA 2024. Accessed at: <https://www.ffinetwork.org/annual-reports>

Category	Indicator	Status	Result
Governance	Civil society involvement in national maternal, newborn and child health programs	Yes	Green
	Dedicated adolescent health/well-being strategic plan	Yes	Green
	International code of marketing of breastmilk substitutes	No	Red
	Maternity protection (Convention 183)	No	Red
	National coordinating body that looks at RMNCAH or its components	Yes	Green
	National policy or guideline to improve quality of care of SRMNCAH services	Yes	Green

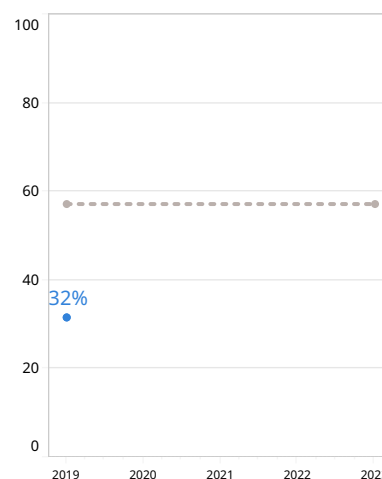
Category	Indicator	Status	Result
Maternal Death Review	A national maternal death review committee	No	Red
	A national policy to notify all maternal deaths	Yes	Green
	A national policy to review all maternal deaths	Yes	Green

Category	Indicator	Status	Result
Child Health Policies	Costed national implementation plan(s) for maternal, newborn and child health available	No data	Grey
	Integrated plan of SRMNCAH	No	Red

Category	Indicator	Status	Result
Child Health Policies	Birth registration requirement	No data	Grey
	Dedicated child health strategic plan	Yes	Green
	Policy on the management of pneumonia in children 2 - 59 months	Yes	Green
	Policy on the management of diarrhoea in children 0 - 9 years	Yes	Green
	Policy on the management of hospitalised children 1 month - 9 years	Yes	Green
	Policy on early childhood development	Yes	Green
Policy on integrated management of childhood illness	Yes	Green	

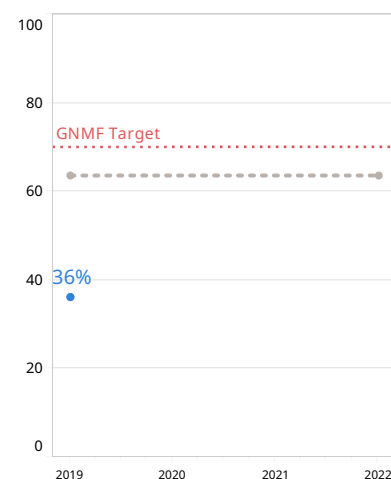
Sexual, Reproductive, Maternal, Newborn, Child and Adolescent Health Policy Survey, 2024

Careseeking for fever (%)
Percentage of children under 5:



Comparison to Regional Estimate in gray. Household Survey Data. UNICEF Global Database, MNCAH estimates

Exclusive breastfeeding (0-5 months)
Percentage of children under 5:



Comparison to Regional Estimate in gray. Household Survey Data. UNICEF Global Database, MNCAH estimates

Investment, Response, Resiliency, Equity

Indicator	Status	Result
Budgeted RMNCAH strategy (including MNH)	No	Red
Subnational implementation plans at the State/Regional/Provincial levels	No	Red
Subnational implementation plans at the district or an equivalent subnational unit i.e..	No	Red
Budgeted/financed subnational plans	No	Red
Tracking for domestic research allocations for MNH	No	Red
Additional resources allocated for vulnerable population groups	No	Red
User-fee exemptions for MNH	Yes	Green
Insurance or financial protection scheme for MNH	No	Red
Emergency transport system for MNH	No	Red
National emergency response plan	Yes	Green
National quality of care plan included community participation in MNH for priority se..	Yes	Green

Every Newborn Action Plan (ENAP) and Ending Preventable Maternal Mortality (EPMM), Joint Country Implementation Tracking Tool. 2022. Based on country self-report.

Commodities

Indicator	Status	Result
Tracking availability/stock outs of caffeine citrate	No	Red
Tracking availability/stock outs of dexamethasone	Yes	Green
Tracking availability/stock outs of heat stable carbocetocin	No	Red
Tracking availability/stock outs of magnesium sulfate	Yes	Green
Tracking availability/stock outs of oxytocin	Yes	Green

Every Newborn Action Plan (ENAP) and Ending Preventable Maternal Mortality (EPMM), Joint Country Implementation Tracking Tool. 2022. Based on country self-report.

Research and Innovation

Indicator	Status	Result
Does the country have a national prioritised research agenda for maternal and ne..	No	Red
Identified innovation needs for MNH	Yes	Green
National mechanism for sharing learning	No	Red

Every Newborn Action Plan (ENAP) and Ending Preventable Maternal Mortality (EPMM), Joint Country Implementation Tracking Tool. 2022. Based on country self-report.

Accountability

Indicator	Status	Result
Representation from civil society, women's groups, and parent advocacy groups..	Yes	Green
Representation from parent advocacy groups for MNH and prevention of stillbir..	Yes	Green

Every Newborn Action Plan (ENAP) and Ending Preventable Maternal Mortality (EPMM), Joint Country Implementation Tracking Tool. 2022. Based on country self-report.

