




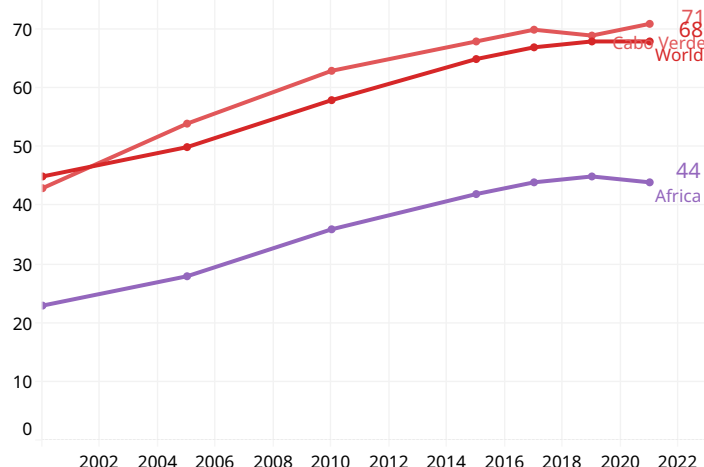
# Cabo Verde

## Maternal, Neonatal, and Child Health Profile

### Country Context








### Universal Health Coverage Index



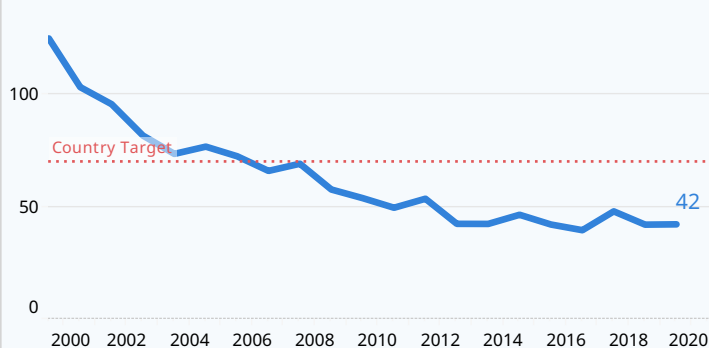
World Health Organization 2024 data.who.int, UHC service coverage index [Indicator]. Accessed on 26 September 2024

### Mortality Targets

-  **70 per 100,000 live births by 2026**  
Country-Reported Maternal Mortality Rate Target
-  **NA per 1,000 total births by NA**  
Country-Reported Stillbirth Rate Target
-  **7 per 1,000 live births by 2026**  
Country-Reported Neonatal Mortality Rate Target
-  **25 per 1,000 live births by 2030**  
Under-5 Mortality Rate Target
-  **13 per 1,000 live births by 2030**  
1-59 months Mortality Rate Target

### Maternal mortality ratio

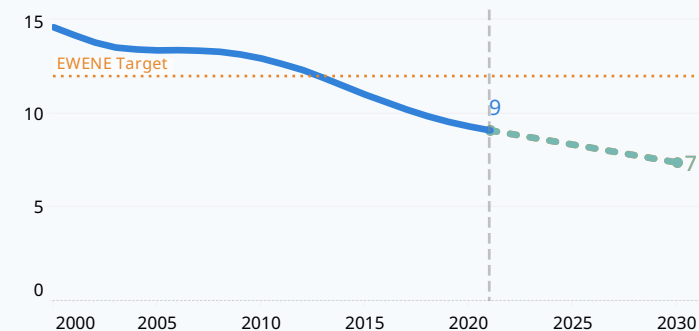
Maternal deaths per 100,000 live births



Estimates developed by the United Nations Inter-agency Group for Child Mortality Estimation, UNICEF, 2024

### Stillbirth rate

deaths per 1,000 total births

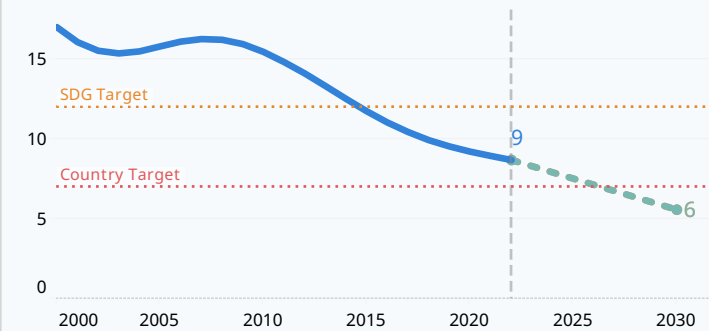


Estimates developed by the United Nations Inter-agency Group for Child Mortality Estimation, UNICEF, 2024

Acceleration needed  
Current trend

### Neonatal mortality rate

deaths per 1,000 live births



Estimates developed by the United Nations Inter-agency Group for Child Mortality Estimation, UNICEF, 2024



# Cabo Verde

## Maternal, Neonatal, and Child Health Profile

	Year	Country	Region
Maternal Mortality	Total maternal deaths	2020	4 147,000
	Lifetime risk of maternal deaths (1 in N)	2020	1,138 27
	Stillbirth rate	2021	9 23
	Maternal mortality ratio	2020	42 724
Nutrition	Anemia in women aged 15-49 (%)	2019	24 49
	Women of reproductive age, short stature (%)		
	Women (age 20+) underweight (BMI <18.5) (%):	2016	10
	Iron and folic acid for pregnant women (%)		
Pre-pregnancy	Low birth weight prevalence (%)		
	Demand for family planning satisfied with modern methods (married/in union) (%)	2005	73 41
	Informed decisions (15-19) for sexual reproductive health (%)	2018	57 12
	Skilled birth attendant (%)	2018	97 62
Birth	Caesarean section rate (%)	2018	24 5
	Institutional deliveries (total) (%)	2018	97 64
	Antenatal care (four or more visits) (%)	2018	86 53
	First antenatal care visit within the first trimester (%)		
Pregnancy	Treatment of pregnant women living with HIV with ART (%)	2023	94 54
	Neonatal tetanus protection	2023	96 77
	Postnatal care for mothers (%)	2018	87 54
	Postnatal care for newborns (%)	2018	91 61
Postnatal	Baby weighed at birth (%)		
	Early initiation of breastfeeding	2018	71 41
	Exclusive breastfeeding (0-5 months)	2018	42 64

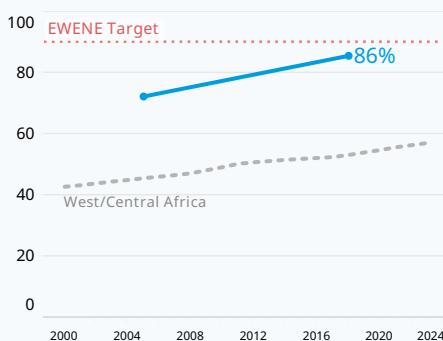
### Progress to meet EWENE Coverage Targets



#### Four or more Antenatal Care Contact

Percentage of pregnant women with at least four antenatal care contacts

Percentage of pregnant women with at least four antenatal care contacts by division



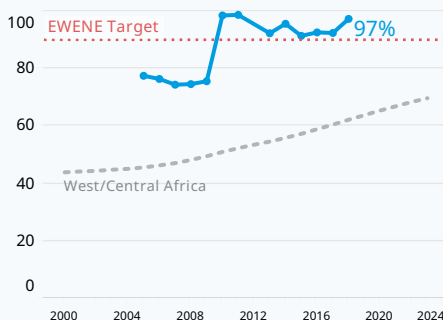
NO DATA



#### Skilled Attendant at Birth

Percentage of women with skilled attendant at last birth

Percentage of women with skilled attendant at last birth by division



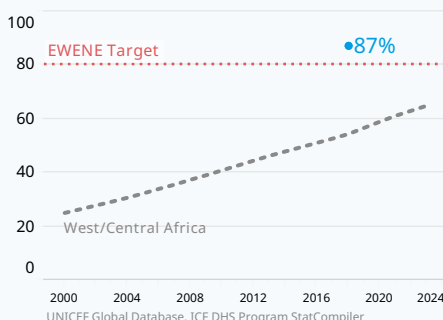
NO DATA



#### Postnatal Care for Women

Percentage of women with postnatal care within two days for birth

Percentage of women with postnatal care within two days for birth by division



NO DATA

UNICEF Global Database, ICF DHS Program StatCompiler



# Cabo Verde

## Maternal, Neonatal, and Child Health Profile

### National Policy

Access to emergency obstetric care	Defined list of essential equipment needed for and comprehensive EmOC	Yes	●
	National strategy/implementation plan for scale up	Yes	●
	EmOC facility mapping showing the 2021 geographical distribution with MoH	No	●
	Specific budget line in the national plans (and where relevant sub national plans)	No	●
	Defined minimum number of midwives to be staffed in an EmOC health facility for providing 24h/7d care	No	●
	Standardized designs and floor plans for the basic EmOC health facilities	No	●
	Country capacity to provide yearly data on the performance of EmOC signal functions for measuring the availability of EmOC	No	●
Scaling up small and sick newborn care	Defined list of essential equipment needed for level 2 small and sick newborn care	Yes	●
	National strategy/implementation plan for scale-up	Yes	●
	Specific budget line in the national plans (and where relevant subnational plans)	Yes	●
	Defined Human Resources staffing norms for level 2 newborn care	No	●
	Standardized designs and floor plans to deliver level 2 package of services	No	●
	Does the country have a data system to record admissions, outcomes, and quality of care for level 2 newborn care?	Yes	●
	Policy provision of free transport of small and sick newborn (either government-provided or voucher for transport)	Yes	●
	Coordination mechanism linking improvement of level 2 newborn care with improving maternity services to prevent major conditions causing newborn deaths	Yes	●
	Provision in policy/guidelines for engagement of families in the care of babies	Yes	●
	System for post discharge follow-up of babies to improve survival, growth and development	Yes	●

Every Newborn Action Plan (ENAP) and Ending Preventable Maternal Mortality (EPMM), Joint Country Implementation Tracking Tool. 2022. Based on country self-report.

### Women who make their own informed decisions (%)

NO DATA

<b>Access to women and men aged 15 years and older to sexual and reproductive health care, information and education (%)</b>	<b>84</b> 2022
Maternity Care	75 2022
Contraceptive and Family Planning	70 2022
Sexuality Education	100 2022
HIV and HPV	95 2022

United Nations Statistics Division (UNSD). Sustainable Development Goals (SDG) Indicators Database.

### Quality of Care, Health Workforce, and Data for Action

National strategy for accrediting and contracting private sector for MNH	No	●	National strategy/plan for human resources for MNH	Yes	●
National quality of care standards for MNH	Yes	●	Defined core competencies for midwifery practice (essential competencies as per ICM)	No	●
National quality of care standards for small and sick newborn care	Yes	●	Defined core competencies for newborn care, including small and sick newborn care	Yes	●
Agreed set of quality of care indicators	Yes	●	Defined core competencies for community health or extension workers	Yes	●
Maternal and perinatal death surveillance system in place for maternal deaths	Yes	●	Electronic individual patient-based data system for maternity care to include uterotonic use, labour monitor, breastfeeding, and neonatal resuscitation if need..	Yes	●
Maternal and perinatal death surveillance system in place for neonatal deaths	Yes	●	Electronic individual patient-based data system for small and sick newborn care to include details on Kangaroo Mother Care, oxygen/CPAP use, antibiotics, etc.	Yes	●
Maternal and perinatal death surveillance system in place for stillbirths	Yes	●	Integration of maternal and perinatal death surveillance system data and routine health information system	No	●
National quality of care plan included community participation in MNH for priority setting and planning	No	●	Mechanism for data sharing from the private/NGO sector	No	●
National quality of care plan included community participation in MNH for monitoring and evaluation	Yes	●			

Every Newborn Action Plan (ENAP) and Ending Preventable Maternal Mortality (EPMM), Joint Country Implementation Tracking Tool. 2022. Based on country self-report.



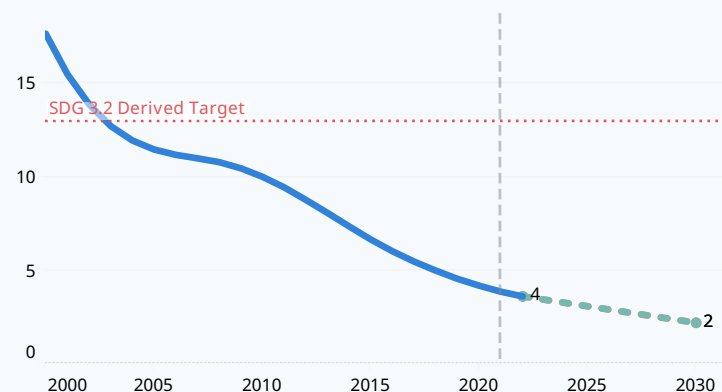
# Cabo Verde

## Maternal, Neonatal, and Child Health Profile

### Child Mortality and Nutrition Outcomes

#### Mortality rate 1-59 months

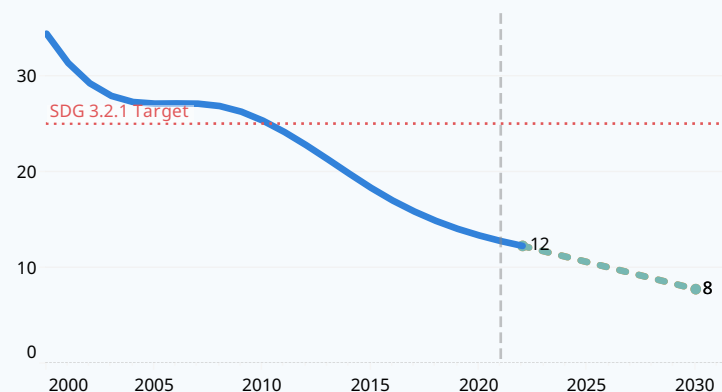
deaths per 1,000 live births



Estimates developed by the United Nations Inter-agency Group for Child Mortality Estimation, UNICEF, 2024

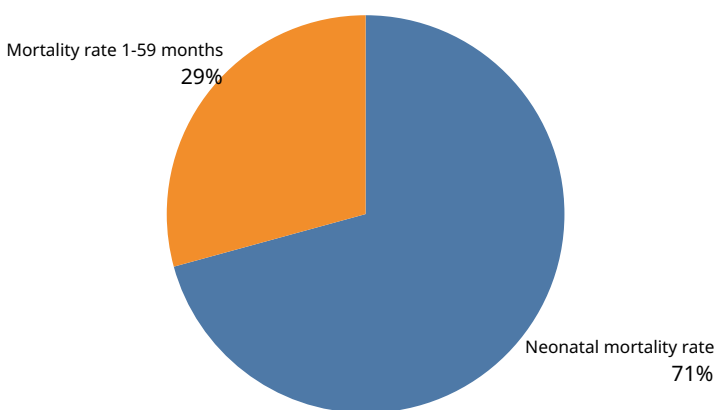
#### Under-five mortality rate

deaths per 1,000 live births



Estimates developed by the United Nations Inter-agency Group for Child Mortality Estimation, UNICEF, 2024

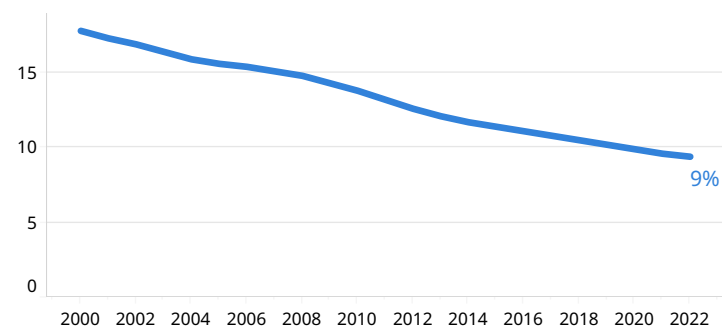
#### Percentage of Under-5 deaths by age



Estimates developed by the United Nations Inter-agency Group for Child Mortality Estimation, UNICEF, 2024

#### Under-five stunting (%)

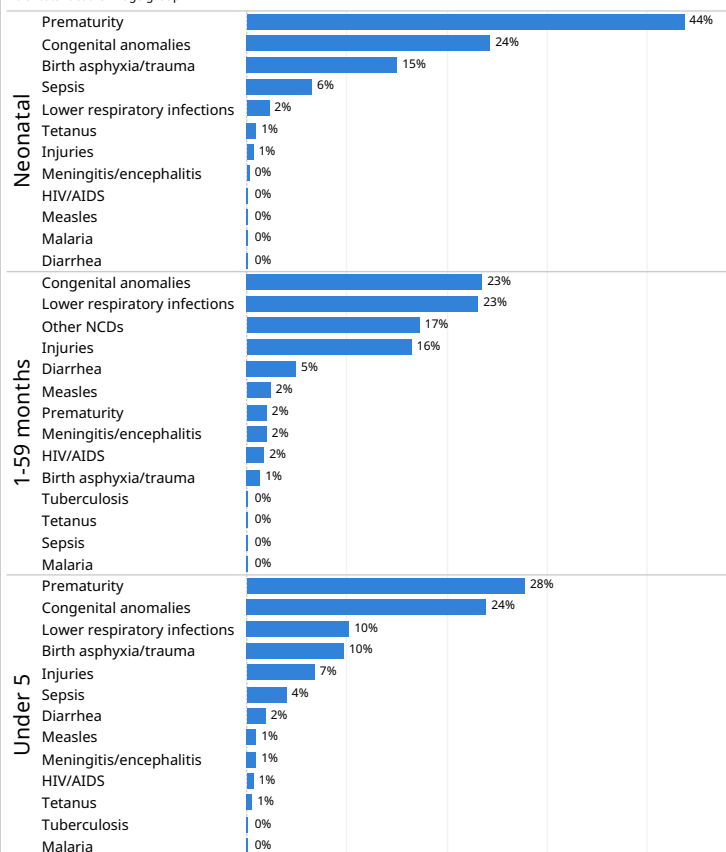
Percentage of children under 5:



Modelled Data for stunting and overweight. UNICEF/WHO/WB Joint Child Malnutrition Estimates 2021

#### Top 10 Child Causes of Death

% of total deaths in age group



Villavicencio F, Perin J, Ellerts-Spinelli H, Yeung D, Prieto-Merino D, Hug L, Sharrow D, You D, Strong KL, Black RE, Liu L. Global, regional, and national causes of death in children and adolescents younger than 20 years: an open data portal with estimates for 2000-21. Lancet Glob. Health. 2023. [https://doi.org/10.1016/S2214-109X\(23\)00496-5](https://doi.org/10.1016/S2214-109X(23)00496-5).



# Cabo Verde

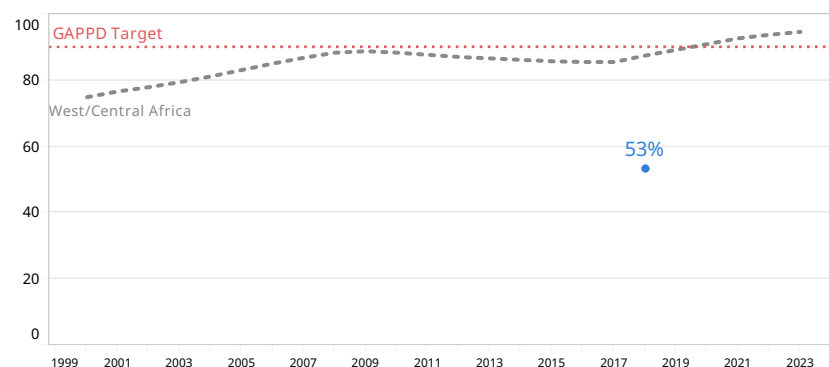
## Maternal, Neonatal, and Child Health Profile

	Year	Country	Region
Neonatal deaths, as % of all <5	2022	70	35
All under-five deaths	2022	122	1,863,489
Under-five mortality rate	2022	12	89
Neonatal mortality rate	2022	9	30
Mortality rate 1-59 months	2022	4	61
Under-five stunting (%)	2022	9	32
Immunization - DTP3	2023	93	69
Immunization - Measles	2023	95	40
Malaria prevention in children under-five - sleeping under ITNs (%)	2023		52
DTP1-DTP3 dropout (%)	2023	0	
DTP1-MCV1 dropout (%)	2023	-2	
Zero-dose children	2023		
Early initiation of breastfeeding	2018	71	41
Exclusive breastfeeding (0-5 months)	2018	42	64
Continued breastfeeding (12-23 months)	2018	42	64
Careseeking for symptoms of ARI	2018	53	40
Careseeking for fever (%)	2018	77	57
Diarrhoea treatment: ORS	2018	56	33
Diarrhoea treatment - ORS + zinc	2018	8	18
Treatment with ACT amongst children receiving any antimalarials (%)			
Population using at least basic drinking-water services	2022	90	
Population using at least basic sanitation services	2022	83	
Population with hand washing facilities with soap and water at home			
Total under-five population (000)	2023	39	95,801
Total Births (000)	2023	6	21,418
Birth registration (%)	2010	91	59
Reliance on clean fuels and technologies (%)	2022	83	
UHC Service Coverage Index (SDG 3.8.1)	2021	71	

## Child Health Interventions

### Careseeking for symptoms of ARI

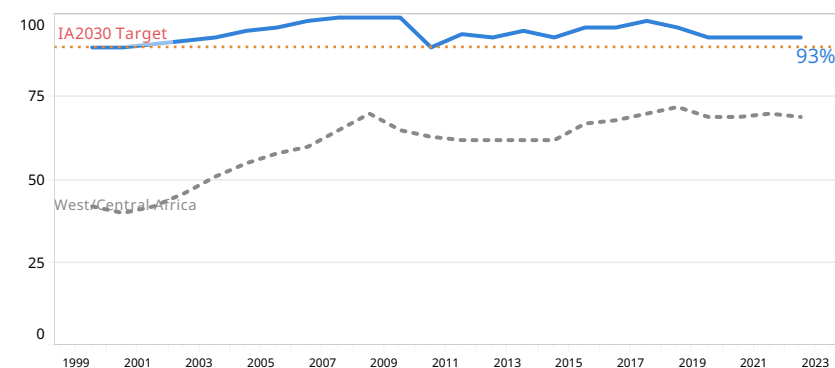
Percentage of children under 5 years:



Household Survey Data. UNICEF Global Database, MNCAH estimates

### Immunization - DTP3

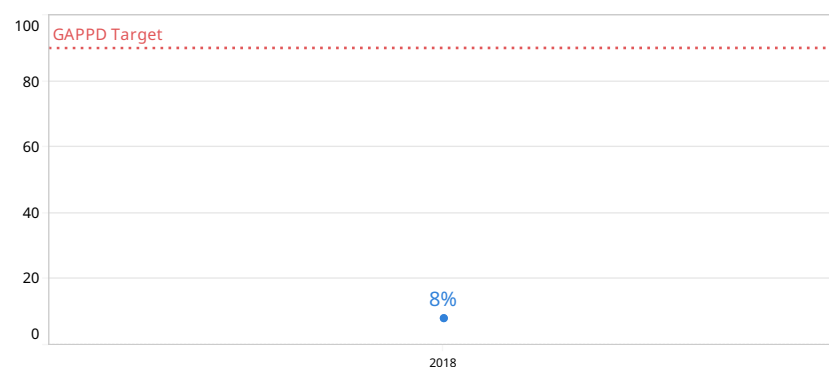
Percentage of children immunized:



Modelled Data. WHO/UNICEF Estimates of National Immunization Coverage, July 2021

### Diarrhoea treatment - ORS + zinc

Percentage of children under 5 years:



Household Survey Data. UNICEF Global Database, MNCAH estimates



# Cabo Verde

## Maternal, Neonatal, and Child Health Profile

### National Policy

Maternal Health	Birth registration	Yes	<span></span>
	Birth/Labour companion	No	<span></span>
	Costed RMNCH strategy/plan including MNH	Yes	<span></span>
	Eight ANC contacts	Yes	<span></span>
	Labour Care Guide/Revised partograph	Yes	<span></span>
	Maternal death registration with civil registrar	Yes	<span></span>
	Neonatal death registration with civil registrar	Yes	<span></span>
	PNC updated with WHO recommendations	Yes	<span></span>
	RMNCH/MNH plan updated to include quality of care standards	Yes	<span></span>
	Stillbirth registration	Yes	<span></span>

Every Newborn Action Plan (ENAP) and Ending Preventable Maternal Mortality (EPMM), Joint Country Implementation Tracking Tool. 2022. Based on country self-report.

Folate Fortified Foods	Maize	No	<span></span>
	Rice	No	<span></span>
	Wheat	Yes	<span></span>

Food Fortification Initiative. 2023 Annual Report. FFI: Atlanta, USA 2024. Accessed at: <https://www.ffinetwork.org/annual-reports>

Governance	Civil society involvement in national maternal, newborn and child health programs	No data	<span></span>
	Dedicated adolescent health/well-being strategic plan	Yes	<span></span>
	International code of marketing of breastmilk substitutes	Yes	<span></span>
	Maternity protection (Convention 183)	No	<span></span>
	National coordinating body that looks at RMNCAH or its components	No	<span></span>
	National policy or guideline to improve quality of care of SRMNCAH services	Yes	<span></span>

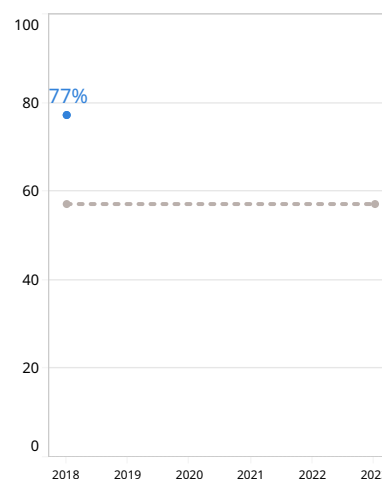
Maternal Death Review	A national maternal death review committee	Yes	<span></span>
	A national policy to notify all maternal deaths	Yes	<span></span>
	A national policy to review all maternal deaths	Yes	<span></span>

	Costed national implementation plan(s) for maternal, newborn and child health available	No data	<span></span>
	Integrated plan of SRMNCAH	Yes	<span></span>
	Birth registration requirement	Yes	<span></span>

Child Health Policies	Dedicated child health strategic plan	No	<span></span>
	Policy on the management of pneumonia in children 2 - 59 months	Yes	<span></span>
	Policy on the management of diarrhoea in children 0 - 9 years	Yes	<span></span>
	Policy on the management of hospitalised children 1 month - 9 years	Yes	<span></span>
	Policy on early childhood development	Yes	<span></span>
	Policy on integrated management of childhood illness	No	<span></span>

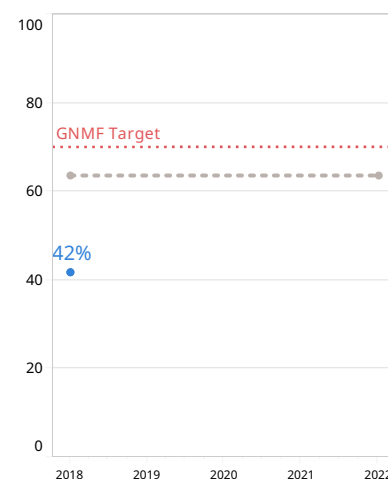
Sexual, Reproductive, Maternal, Newborn, Child and Adolescent Health Policy Survey, 2024

Careseeking for fever (%)  
Percentage of children under 5:



Comparison to Regional Estimate in gray. Household Survey Data. UNICEF Global Database, MNCAH estimates

Exclusive breastfeeding (0-5 months)  
Percentage of children under 5:



Comparison to Regional Estimate in gray. Household Survey Data. UNICEF Global Database, MNCAH estimates

### Investment, Response, Resiliency, Equity

Budgeted RMNCAH strategy (including MNH)	Partial	<span></span>
Subnational implementation plans at the State/Regional/Provincial levels	Yes	<span></span>
Subnational implementation plans at the district or an equivalent subnational unit le..	Yes	<span></span>
Budgeted/financed subnational plans	No	<span></span>
Tracking for domestic research allocations for MNH	Yes	<span></span>
Additional resources allocated for vulnerable population groups	No	<span></span>
User-fee exemptions for MNH	Yes	<span></span>
Insurance or financial protection scheme for MNH	Yes	<span></span>
Emergency transport system for MNH	Yes	<span></span>
National emergency response plan	No	<span></span>
National quality of care plan included community participation in MNH for priority se..	No	<span></span>

Every Newborn Action Plan (ENAP) and Ending Preventable Maternal Mortality (EPMM), Joint Country Implementation Tracking Tool. 2022. Based on country self-report.

### Commodities

Tracking availability/stock outs of caffeine citrate	Yes	<span></span>
Tracking availability/stock outs of dexamethasone	Yes	<span></span>
Tracking availability/stock outs of heat stable carbetoicin	Yes	<span></span>
Tracking availability/stock outs of magnesium sulfate	Yes	<span></span>
Tracking availability/stock outs of oxytocin	Yes	<span></span>

Every Newborn Action Plan (ENAP) and Ending Preventable Maternal Mortality (EPMM), Joint Country Implementation Tracking Tool. 2022. Based on country self-report.

### Research and Innovation

Does the country have a national prioritised research agenda for maternal and ne..	No	<span></span>
Identified innovation needs for MNH	Yes	<span></span>
National mechanism for sharing learning	Yes	<span></span>

Every Newborn Action Plan (ENAP) and Ending Preventable Maternal Mortality (EPMM), Joint Country Implementation Tracking Tool. 2022. Based on country self-report.

### Accountability

Representation from civil society, women's groups, and parent advocacy groups..	Yes	<span></span>
Representation from parent advocacy groups for MNH and prevention of stillbir..	No data	<span></span>

Every Newborn Action Plan (ENAP) and Ending Preventable Maternal Mortality (EPMM), Joint Country Implementation Tracking Tool. 2022. Based on country self-report.