




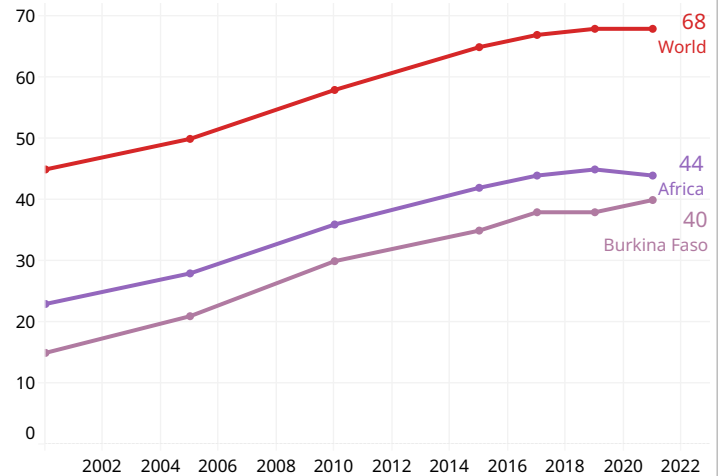
Burkina Faso

Maternal, Neonatal, and Child Health Profile

Country Context



Universal Health Coverage Index



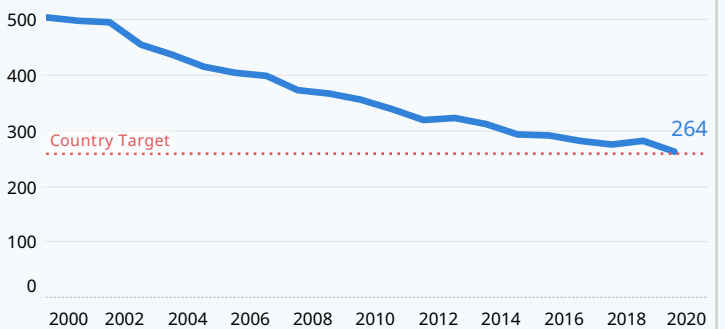
World Health Organization 2024 data.who.int, UHC service coverage index [Indicator]. Accessed on 26 September 2024

Mortality Targets

- 259 per 100,000 live births by 2025
Country-Reported Maternal Mortality Rate Target
- NA per 1,000 total births by NA
Country-Reported Stillbirth Rate Target
- 17 per 1,000 live births by 2025
Country-Reported Neonatal Mortality Rate Target
- 25 per 1,000 live births by 2030
Under-5 Mortality Rate Target
- 13 per 1,000 live births by 2030
1-59 months Mortality Rate Target

Maternal mortality ratio

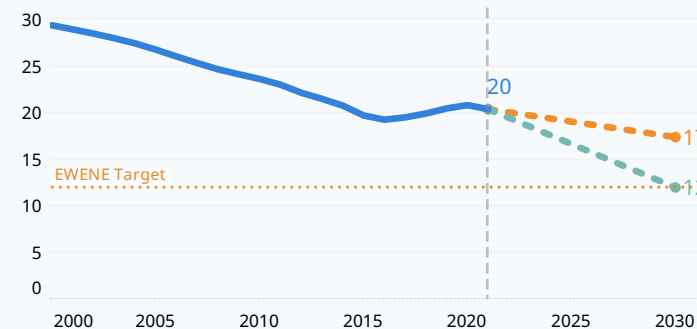
Maternal deaths per 100,000 live births



Estimates developed by the United Nations Inter-agency Group for Child Mortality Estimation, UNICEF, 2024

Stillbirth rate

deaths per 1,000 total births

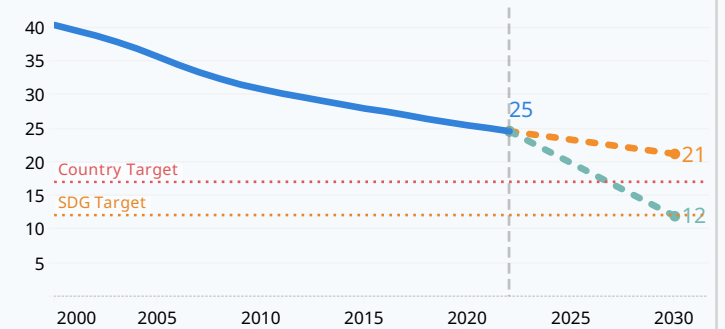


Estimates developed by the United Nations Inter-agency Group for Child Mortality Estimation, UNICEF, 2024

- Acceleration needed
- Current trend

Neonatal mortality rate

deaths per 1,000 live births



Estimates developed by the United Nations Inter-agency Group for Child Mortality Estimation, UNICEF, 2024



Burkina Faso

Maternal, Neonatal, and Child Health Profile

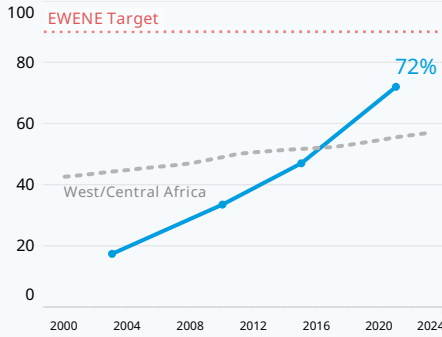
	Year	Country	Region
Maternal Mortality			
Total maternal deaths	2020	2,049	147,000
Lifetime risk of maternal deaths (1 in N)	2020	77	27
Stillbirth rate	2021	20	23
Maternal mortality ratio	2020	264	724
Nutrition			
Anemia in women aged 15-49 (%)	2019	53	49
Women of reproductive age, short stature (%)	2010	1	
Women (age 20+) underweight (BMI <18.5) (%)	2016		10
Pre-pregnancy			
Iron and folic acid for pregnant women (%)	2010	50	
Low birth weight prevalence (%)	2020	18	
Birth			
Demand for family planning satisfied with modern methods (married/in union) (%)	2020	53	41
Informed decisions (15-19) for sexual reproductive health (%)	2021	6	12
Skilled birth attendant (%)	2015	80	57
Caesarean section rate (%)	2015	4	5
Institutional deliveries (total) (%)	2021	94	64
Antenatal care (four or more visits) (%)	2021	72	56
Pregnancy			
Treatment of pregnant women living with HIV with ART (%)	2023	71	54
Intermittent preventive treatment for malaria during pregnancy 3+ (%)	2021	57	23
Postnatal			
Neonatal tetanus protection	2023	95	77
Postnatal care for mothers (%)	2021	79	61
Postnatal care for newborns (%)	2021	79	61
Minimum dietary diversity (6-23 months) (%)	2021	19	25
Baby weighed at birth (%)	2010	64	
Early initiation of breastfeeding	2021	60	41
Exclusive breastfeeding (0-5 months)	2021	51	64

Progress to meet EWENE Coverage Targets

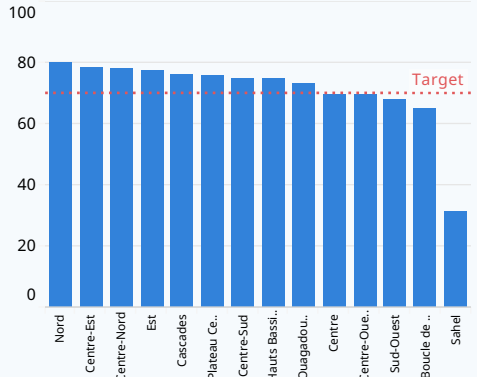


Four or more Antenatal Care Contact

Percentage of pregnant women with at least four antenatal care contacts

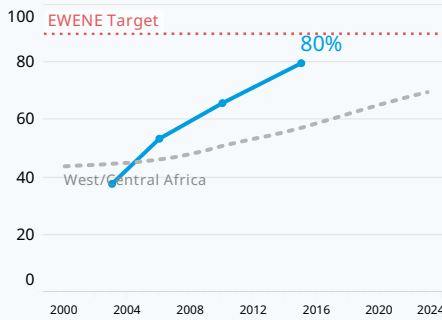


Percentage of pregnant women with at least four antenatal care contacts by division

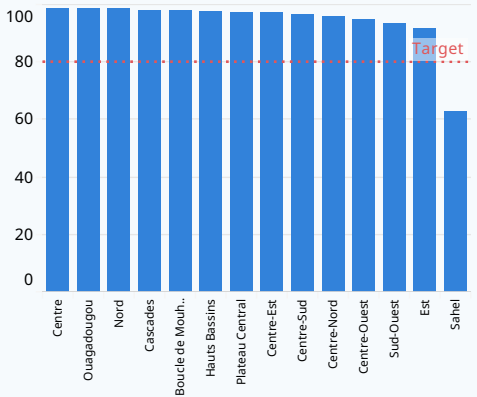


Skilled Attendant at Birth

Percentage of women with skilled attendant at last birth

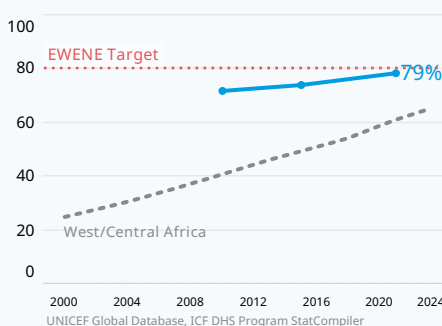


Percentage of women with skilled attendant at last birth by division

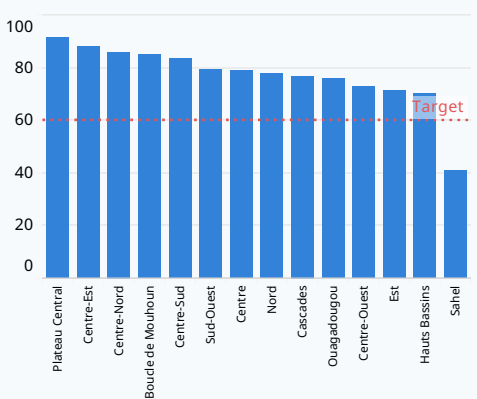


Postnatal Care for Women

Percentage of women with postnatal care within two days for birth



Percentage of women with postnatal care within two days for birth by division





Burkina Faso

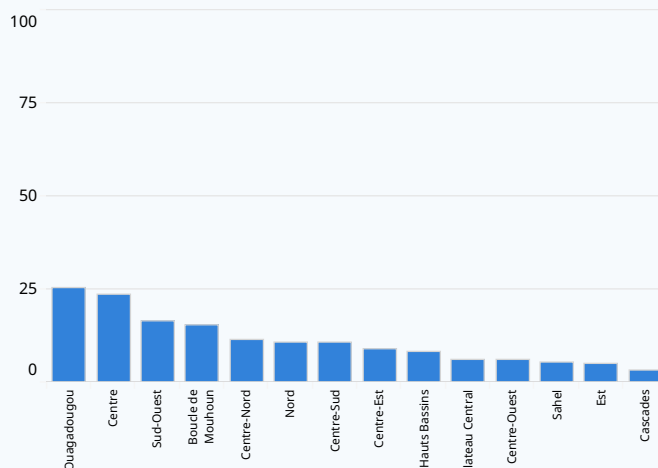
Maternal, Neonatal, and Child Health Profile

National Policy

Category	Indicator	Response	Status
Access to emergency obstetric care	Defined list of essential equipment needed for and comprehensive EmOC	Yes	Green
	National strategy/implementation plan for scale up	No	Red
	EmOC facility mapping showing the 2021 geographical distribution with MoH	Yes	Green
	Specific budget line in the national plans (and where relevant sub national plans)	Yes	Green
	Defined minimum number of midwives to be staffed in an EmOC health facility for providing 24h/7d care	Yes	Green
	Standardized designs and floor plans for the basic EmOC health facilities	Yes	Green
	Country capacity to provide yearly data on the performance of EmOC signal functions for measuring the availability of EmOC	No	Red
Scaling up small and sick newborn care	Defined list of essential equipment needed for level 2 small and sick newborn care	Yes	Green
	National strategy/implementation plan for scale-up	No	Red
	Specific budget line in the national plans (and where relevant subnational plans)	No	Red
	Defined Human Resources staffing norms for level 2 newborn care	No	Red
	Standardized designs and floor plans to deliver level 2 package of services	No	Red
	Does the country have a data system to record admissions, outcomes, and quality of care for level 2 newborn care?	Yes	Green
	Policy provision of free transport of small and sick newborn (either government-provided or voucher for transport)	Yes	Green
	Coordination mechanism linking improvement of level 2 newborn care with improving maternity services to prevent major conditions causing newborn deaths	Yes	Green
	Provision in policy/guidelines for engagement of families in the care of babies	No	Red
	System for post discharge follow-up of babies to improve survival, growth and development	Yes	Green

Every Newborn Action Plan (ENAP) and Ending Preventable Maternal Mortality (EPMM), Joint Country Implementation Tracking Tool, 2022. Based on country self-report.

Women who make their own informed decisions (%)



Indicator	Value
Women who make their own informed decisions (%)	20 2010
Contraceptive use	91 2010
Reproductive health care	32 2010
Sexual relations	62 2010
Access to women and men aged 15 years and older to sexual and reproductive health care, information and education (%)	81 2022
Maternity Care	88 2022
Contraceptive and Family Planning	100 2022
Sexuality Education	0 2022
HIV and HPV	100 2022

United Nations Statistics Division (UNSD). Sustainable Development Goals (SDG) Indicators Database.

Quality of Care, Health Workforce, and Data for Action

Indicator	Response	Status
National strategy for accrediting and contracting private sector for MNH	Yes	Green
National quality of care standards for MNH	Yes	Green
National quality of care standards for small and sick newborn care	No	Red
Agreed set of quality of care indicators	Yes	Green
Maternal and perinatal death surveillance system in place for maternal deaths	Yes	Green
Maternal and perinatal death surveillance system in place for neonatal deaths	Yes	Green
Maternal and perinatal death surveillance system in place for stillbirths	Yes	Green
National quality of care plan included community participation in MNH for priority setting and planning	No	Red
National quality of care plan included community participation in MNH for monitoring and evaluation	No	Red
National strategy/plan for human resources for MNH	Yes	Green
Defined core competencies for midwifery practice (essential competencies as per ICM)	Yes	Green
Defined core competencies for newborn care, including small and sick newborn care	No	Red
Defined core competencies for community health or extension workers	Yes	Green
Electronic individual patient-based data system for maternity care to include uterotonic use, labour monitor, breastfeeding, and neonatal resuscitation if need..	Yes	Green
Electronic individual patient-based data system for small and sick newborn care to include details on Kangaroo Mother Care, oxygen/CPAP use, antibiotics, etc.	Yes	Green
Integration of maternal and perinatal death surveillance system data and routine health information system	No	Red
Mechanism for data sharing from the private/NGO sector	Yes	Green

Every Newborn Action Plan (ENAP) and Ending Preventable Maternal Mortality (EPMM), Joint Country Implementation Tracking Tool, 2022. Based on country self-report.



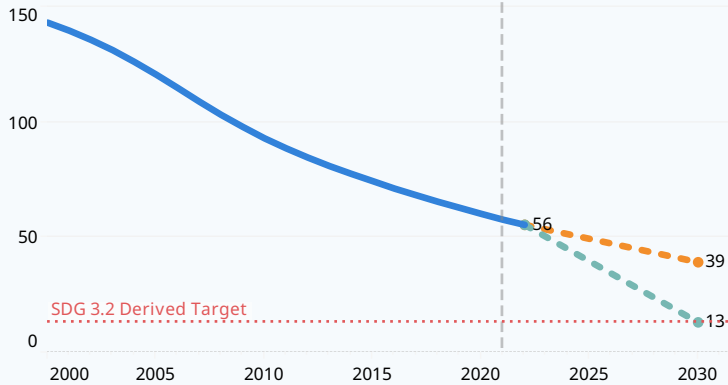
Burkina Faso

Maternal, Neonatal, and Child Health Profile

Child Mortality and Nutrition Outcomes

Mortality rate 1-59 months

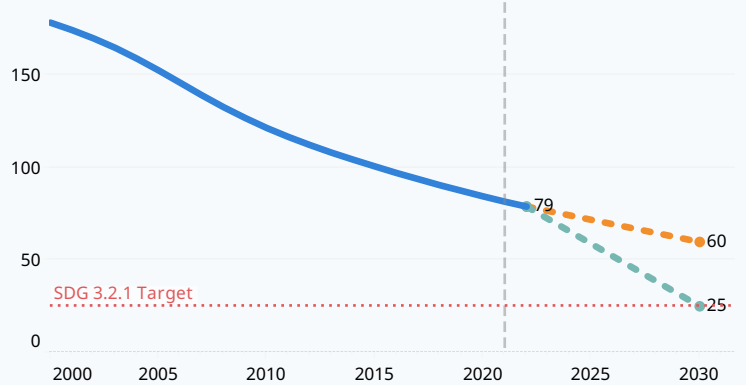
deaths per 1,000 live births



Estimates developed by the United Nations Inter-agency Group for Child Mortality Estimation, UNICEF, 2024

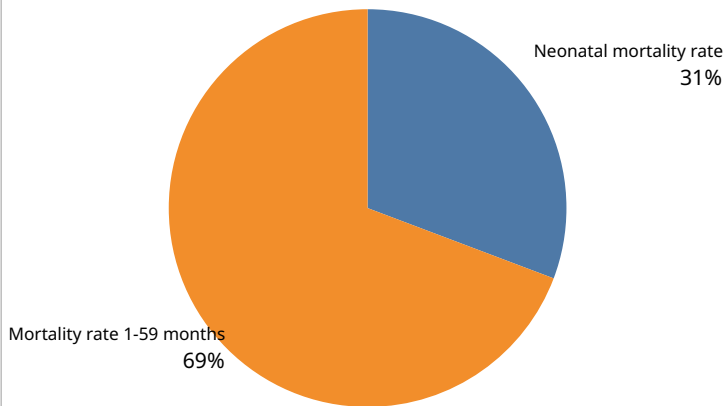
Under-five mortality rate

deaths per 1,000 live births



Estimates developed by the United Nations Inter-agency Group for Child Mortality Estimation, UNICEF, 2024

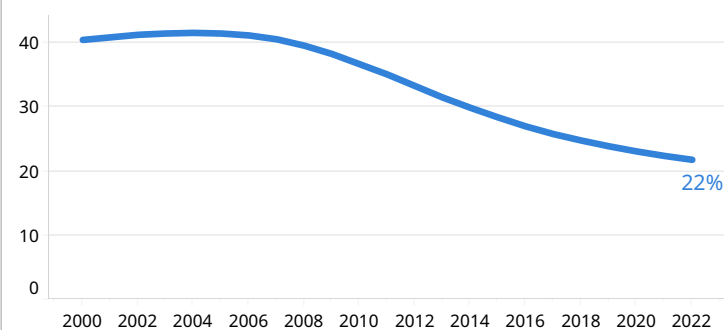
Percentage of Under-5 deaths by age



Estimates developed by the United Nations Inter-agency Group for Child Mortality Estimation, UNICEF, 2024

Under-five stunting (%)

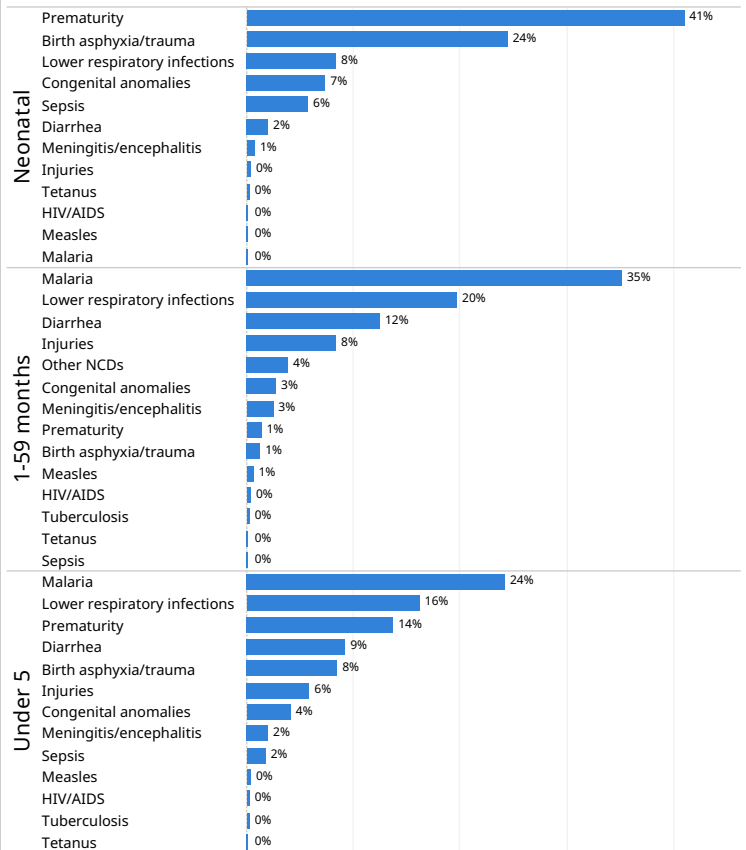
Percentage of children under 5:



Modelled Data for stunting and overweight. UNICEF/WHO/WB Joint Child Malnutrition Estimates 2021

Top 10 Child Causes of Death

% of total deaths in age group



Villavicencio F, Perin J, Eilerts-Spinelli H, Yeung D, Prieto-Merino D, Hug L, Sharrow D, You D, Strong KL, Black RE, Liu L. Global, regional, and national causes of death in children and adolescents younger than 20 years: an open data portal with estimates for 2000-21. Lancet Glob. Health. 2023. [https://doi.org/10.1016/S2214-109X\(23\)00496-5](https://doi.org/10.1016/S2214-109X(23)00496-5).



Burkina Faso

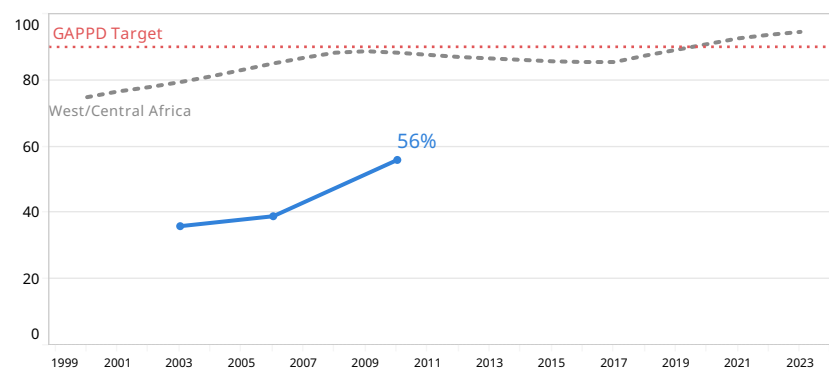
Maternal, Neonatal, and Child Health Profile

	Year	Country	Region
Neonatal deaths, as % of all <5	2022	32	35
Mortality			
All under-five deaths	2022	61,166	1,863,489
Under-five mortality rate	2022	79	89
Neonatal mortality rate	2022	25	30
Mortality rate 1-59 months	2022	56	61
Nutrition			
Under-five stunting (%)	2022	22	32
Under-five wasting (%)	2020	8	7
Under-five overweight (%)	2022	2	3
Prevent			
Immunization - DTP3	2023	94	69
Immunization - Measles	2023	94	40
Immunization - PCV3	2023	92	64
Malaria prevention in children under-five - sleeping under ITNs (%)	2023		52
Immunization - Rotavirus	2023	86	56
DTP1-DTP3 dropout (%)	2023	5	
DTP1-MCV1 dropout (%)	2023	5	
Zero-dose children	2023	7,000	
Vitamin A supplementation, full coverage	2022	95	71
Promote			
Minimum dietary diversity (6-23 months) (%)	2021	19	25
Early initiation of breastfeeding	2021	60	41
Exclusive breastfeeding (0-5 months)	2021	51	64
Continued breastfeeding (12-23 months)	2021	81	64
Treat			
Careseeking for symptoms of ARI	2010	56	41
Careseeking for fever (%)	2021	75	57
Diarrhoea treatment: ORS	2021	30	35
Diarrhoea treatment - ORS + zinc	2021	16	18
Malaria diagnostics in children under-five with fever (%)	2021	65	24
Treatment with ACT amongst children receiving any antimalarials (%)	2021	49	
Population using at least basic drinking-water services	2022	50	
Population using at least basic sanitation services	2022	25	
Population with hand washing facilities with soap and water at home	2022	9	
Context			
Total under-five population (000)	2023	3,351	95,801
Total Births (000)	2023	729	21,418
Birth registration (%)	2021	85	59
Reliance on clean fuels and technologies (%)	2022	17	
UHC Service Coverage Index (SDG 3.8.1)	2021	40	

Child Health Interventions

Careseeking for symptoms of ARI

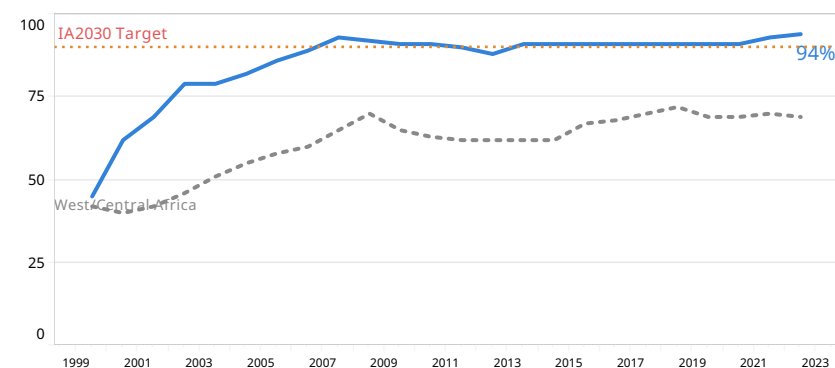
Percentage of children under 5 years:



Household Survey Data. UNICEF Global Database, MNCAH estimates

Immunization - DTP3

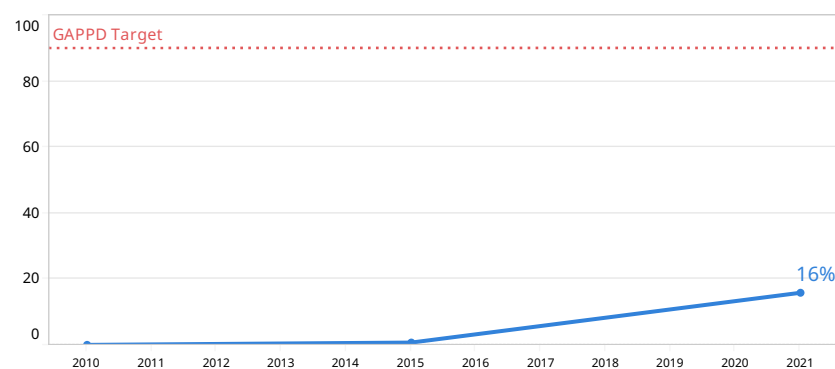
Percentage of children immunized:



Modelled Data. WHO/UNICEF Estimates of National Immunization Coverage, July 2021

Diarrhoea treatment - ORS + zinc

Percentage of children under 5 years:



Household Survey Data. UNICEF Global Database, MNCAH estimates



Burkina Faso

Maternal, Neonatal, and Child Health Profile

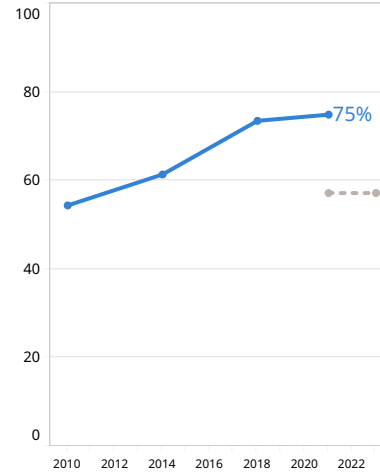
National Policy

Maternal Health	Birth registration	Yes	●
	Birth/Labour companion	Yes	●
	Costed RMNCH strategy/plan including MNH	Yes	●
	Eight ANC contacts	No	●
	Labour Care Guide/Revised partograph	Yes	●
	Maternal death registration with civil registrar	Yes	●
	Neonatal death registration with civil registrar	Yes	●
	PNC updated with WHO recommendations	Yes	●
	RMNCH/MNH plan updated to include quality of care standards	Yes	●
	Stillbirth registration	No	●
Folate Fortified Foods	Maize	No	●
	Rice	No	●
	Wheat	Yes	●
Governance	Civil society involvement in national maternal, newborn and child health programs	Yes	●
	Dedicated adolescent health/well-being strategic plan	Yes	●
	International code of marketing of breastmilk substitutes	Yes	●
	Maternity protection (Convention 183)	Yes	●
	National coordinating body that looks at RMNCAH or its components	Yes	●
Maternal Death Review	National policy or guideline to improve quality of care of SRMNCAH services	Yes	●
	A national maternal death review committee	Yes	●
	A national policy to notify all maternal deaths	Yes	●
Child Health Policies	A national policy to review all maternal deaths	Yes	●
	Costed national implementation plan(s) for maternal, newborn and child health available	Yes	●
	Integrated plan of SRMNCAH	Yes	●
	Birth registration requirement	Yes	●
	Dedicated child health strategic plan	Yes	●
	Policy on the management of pneumonia in children 2 - 59 months	Yes	●
	Policy on the management of diarrhoea in children 0 - 9 years	Yes	●
	Policy on the management of hospitalised children 1 month - 9 years	Yes	●
	Policy on early childhood development	No	●
	Policy on integrated management of childhood illness	Yes	●

Every Newborn Action Plan (ENAP) and Ending Preventable Maternal Mortality (EPMM), Joint Country Implementation Tracking Tool. 2022. Based on country self-report.

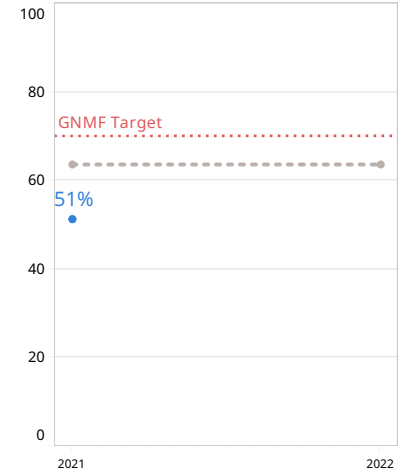
Food Fortification Initiative. 2023 Annual Report. FFI: Atlanta, USA 2024. Accessed at: <https://www.ffinetwork.org/annual-reports>

Careseeking for fever (%)
Percentage of children under 5:



Comparison to Regional Estimate in gray. Household Survey Data. UNICEF Global Database, MNCAH estimates

Exclusive breastfeeding (0-5 months)
Percentage of children under 5:



Comparison to Regional Estimate in gray. Household Survey Data. UNICEF Global Database, MNCAH estimates

Investment, Response, Resiliency, Equity

Budgeted RMNCAH strategy (including MNH)	Partial	●
Subnational implementation plans at the State/Regional/Provincial levels	No	●
Subnational implementation plans at the district or an equivalent subnational unit le..	No	●
Budgeted/financed subnational plans	No	●
Tracking for domestic research allocations for MNH	No	●
Additional resources allocated for vulnerable population groups	Yes	●
User-fee exemptions for MNH	Yes	●
Insurance or financial protection scheme for MNH	No	●
Emergency transport system for MNH	Partial	●
National emergency response plan	Yes	●
National quality of care plan included community participation in MNH for priority se..	No	●

Every Newborn Action Plan (ENAP) and Ending Preventable Maternal Mortality (EPMM), Joint Country Implementation Tracking Tool. 2022. Based on country self-report.

Commodities

Tracking availability/stock outs of caffeine citrate	No	●
Tracking availability/stock outs of dexamethasone	No	●
Tracking availability/stock outs of heat stable carbetoicin	No	●
Tracking availability/stock outs of magnesium sulfate	Yes	●
Tracking availability/stock outs of oxytocin	Yes	●

Every Newborn Action Plan (ENAP) and Ending Preventable Maternal Mortality (EPMM), Joint Country Implementation Tracking Tool. 2022. Based on country self-report.

Research and Innovation

Does the country have a national prioritised research agenda for maternal and ne..	No	●
Identified innovation needs for MNH	Yes	●
National mechanism for sharing learning	Yes	●

Every Newborn Action Plan (ENAP) and Ending Preventable Maternal Mortality (EPMM), Joint Country Implementation Tracking Tool. 2022. Based on country self-report.

Accountability

Representation from civil society, women's groups, and parent advocacy groups..	Yes	●
Representation from parent advocacy groups for MNH and prevention of stillbir..	No	●

Every Newborn Action Plan (ENAP) and Ending Preventable Maternal Mortality (EPMM), Joint Country Implementation Tracking Tool. 2022. Based on country self-report.