




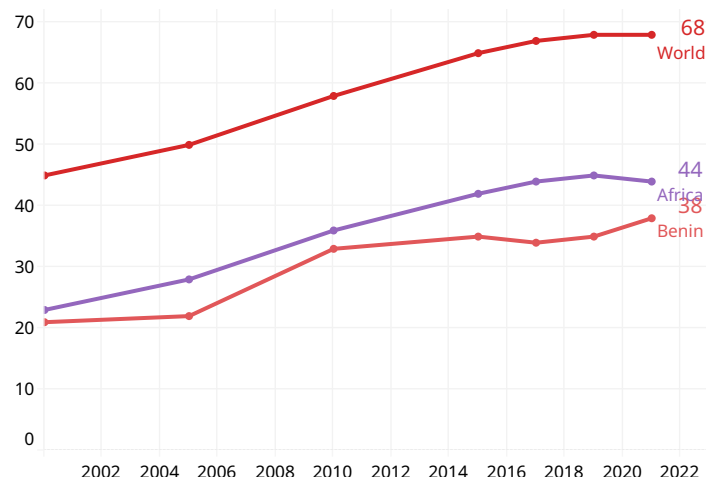
# Benin

## Maternal, Neonatal, and Child Health Profile

### Country Context



### Universal Health Coverage Index



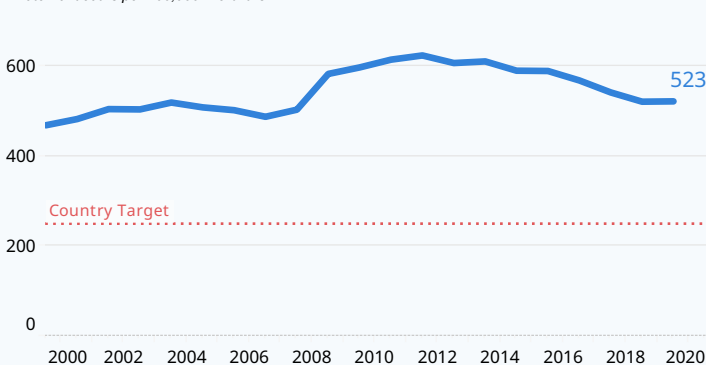
World Health Organization 2024 data.who.int, UHC service coverage index [Indicator]. Accessed on 26 September 2024

### Mortality Targets



### Maternal mortality ratio

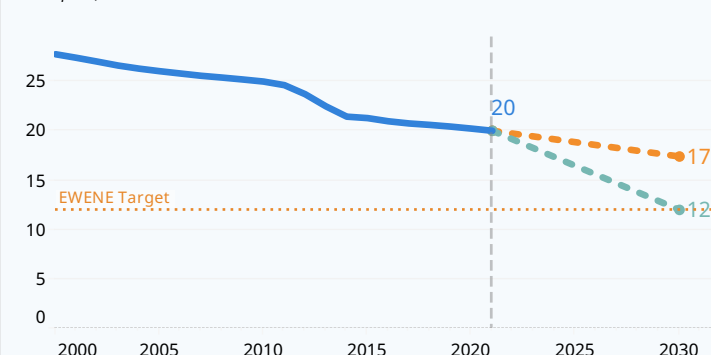
Maternal deaths per 100,000 live births



Estimates developed by the United Nations Inter-agency Group for Child Mortality Estimation, UNICEF, 2024

### Stillbirth rate

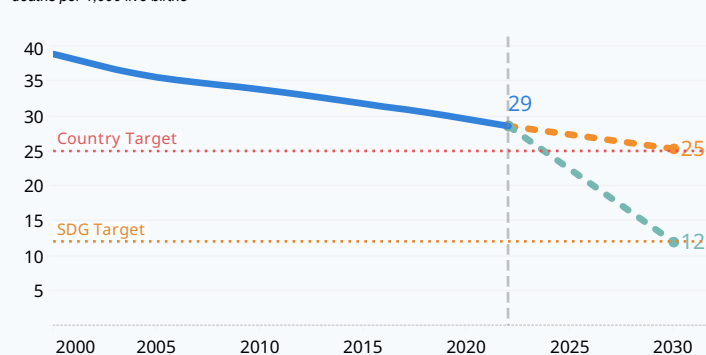
deaths per 1,000 total births



Estimates developed by the United Nations Inter-agency Group for Child Mortality Estimation, UNICEF, 2024

### Neonatal mortality rate

deaths per 1,000 live births



Estimates developed by the United Nations Inter-agency Group for Child Mortality Estimation, UNICEF, 2024

Acceleration needed  
Current trend



# Benin

## Maternal, Neonatal, and Child Health Profile

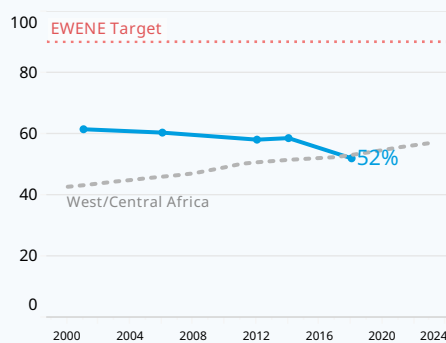
	Year	Country	Region
<b>Maternal Mortality</b>			
Total maternal deaths	2020	2,451	147,000
Lifetime risk of maternal deaths (1 in N)	2020	36	27
Stillbirth rate	2021	20	23
Maternal mortality ratio	2020	523	724
<b>Nutrition</b>			
Anemia in women aged 15-49 (%)	2019	55	49
Women of reproductive age, short stature (%)	2017	2	
Women (age 20+) underweight (BMI <18.5) (%)	2016		10
Iron and folic acid for pregnant women (%)	2017	47	
<b>Pre-pregnancy</b>			
Low birth weight prevalence (%)	2020	16	
Demand for family planning satisfied with modern methods (married/in union) (%)	2018	28	41
Informed decisions (15-19) for sexual reproductive health (%)	2018	12	12
<b>Birth</b>			
Skilled birth attendant (%)	2018	78	62
Caesarean section rate (%)	2018	5	5
Antenatal care (four or more visits) (%)	2018	52	53
<b>Pregnancy</b>			
Treatment of pregnant women living with HIV with ART (%)	2023		54
Intermittent preventive treatment for malaria during pregnancy 3+ (%)	2018	13	23
<b>Postnatal</b>			
Neonatal tetanus protection	2023	83	77
Postnatal care for mothers (%)	2018	66	54
Postnatal care for newborns (%)	2018	64	61
Minimum dietary diversity (6-23 months) (%)	2021	22	25
Baby weighed at birth (%)	2014	73	
Early initiation of breastfeeding	2018	54	41
Exclusive breastfeeding (0-5 months)	2018	41	64

### Progress to meet EWENE Coverage Targets

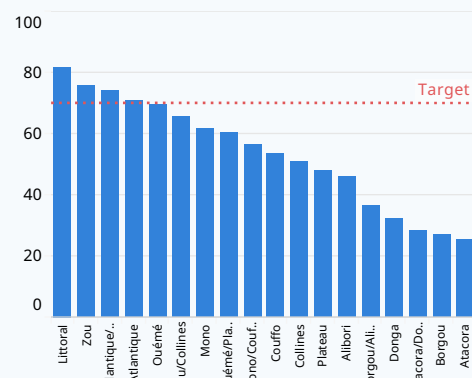


#### Four or more Antenatal Care Contact

Percentage of pregnant women with at least four antenatal care contacts

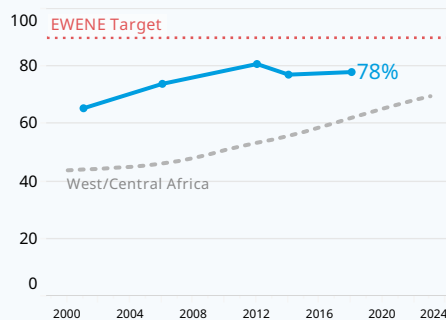


Percentage of pregnant women with at least four antenatal care contacts by division

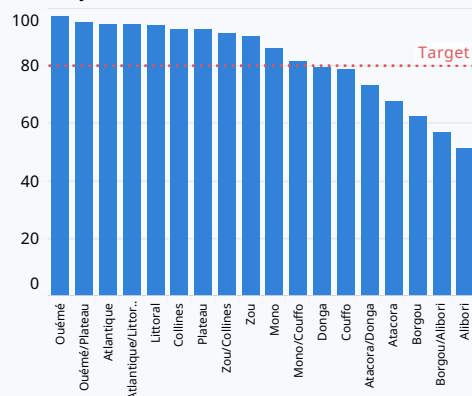


#### Skilled Attendant at Birth

Percentage of women with skilled attendant at last birth

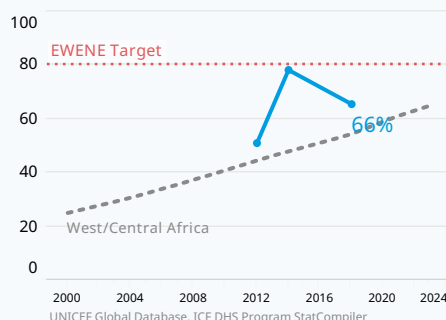


Percentage of women with skilled attendant at last birth by division

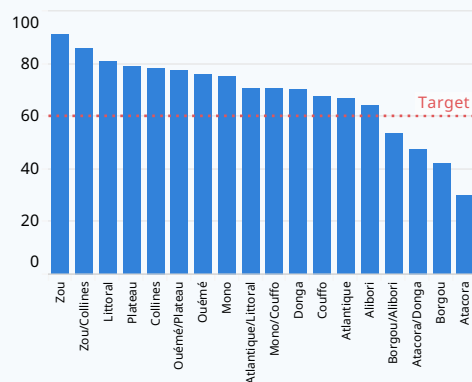


#### Postnatal Care for Women

Percentage of women with postnatal care within two days for birth



Percentage of women with postnatal care within two days for birth by division





# Benin

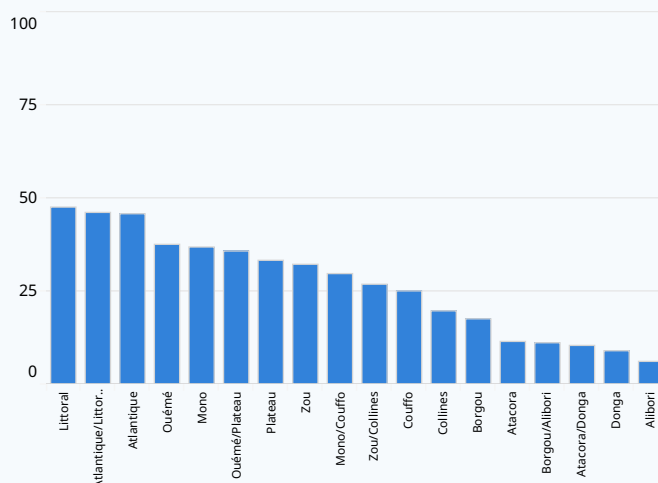
## Maternal, Neonatal, and Child Health Profile

### National Policy

Access to emergency obstetric care	Defined list of essential equipment needed for and comprehensive EmOC	Yes	●
	National strategy/implementation plan for scale up	Yes	●
	EmOC facility mapping showing the 2021 geographical distribution with MoH	Yes	●
	Specific budget line in the national plans (and where relevant sub national plans)	Yes	●
	Defined minimum number of midwives to be staffed in an EmOC health facility for providing 24h/7d care	Yes	●
	Standardized designs and floor plans for the basic EmOC health facilities	No	●
	Country capacity to provide yearly data on the performance of EmOC signal functions for measuring the availability of EmOC	Yes	●
Scaling up small and sick newborn care	Defined list of essential equipment needed for level 2 small and sick newborn care	Yes	●
	National strategy/implementation plan for scale-up	Yes	●
	Specific budget line in the national plans (and where relevant subnational plans)	Yes	●
	Defined Human Resources staffing norms for level 2 newborn care	Yes	●
	Standardized designs and floor plans to deliver level 2 package of services	No	●
	Does the country have a data system to record admissions, outcomes, and quality of care for level 2 newborn care?	No	●
	Policy provision of free transport of small and sick newborn (either government-provided or voucher for transport)	No	●
	Coordination mechanism linking improvement of level 2 newborn care with improving maternity services to prevent major conditions causing newborn deaths	Yes	●
	Provision in policy/guidelines for engagement of families in the care of babies	No	●
	System for post discharge follow-up of babies to improve survival, growth and development	Yes	●

Every Newborn Action Plan (ENAP) and Ending Preventable Maternal Mortality (EPMM), Joint Country Implementation Tracking Tool. 2022. Based on country self-report.

### Women who make their own informed decisions (%)



Women who make their own informed decisions (%) 32 2022

Contraceptive use 66 2022

Reproductive health care 52 2022

Sexual relations 59 2022

Access to women and men aged 15 years and older to sexual and reproductive health care, information and education (%) 91 2019

Maternity Care 88 2019

Contraceptive and Family Planning 77 2019

Sexuality Education 100 2019

HIV and HPV 100 2019

United Nations Statistics Division (UNSD). Sustainable Development Goals (SDG) Indicators Database.

### Quality of Care, Health Workforce, and Data for Action

National strategy for accrediting and contracting private sector for MNH	Yes	●	National strategy/plan for human resources for MNH	Yes	●
National quality of care standards for MNH	Yes	●	Defined core competencies for midwifery practice (essential competencies as per ICM)	Yes	●
National quality of care standards for small and sick newborn care	Yes	●	Defined core competencies for newborn care, including small and sick newborn care	Yes	●
Agreed set of quality of care indicators	Yes	●	Defined core competencies for community health or extension workers	Yes	●
Maternal and perinatal death surveillance system in place for maternal deaths	Yes	●	Electronic individual patient-based data system for maternity care to include uterotonic use, labour monitor, breastfeeding, and neonatal resuscitation if need..	No	●
Maternal and perinatal death surveillance system in place for neonatal deaths	Yes	●	Electronic individual patient-based data system for small and sick newborn care to include details on Kangaroo Mother Care, oxygen/CPAP use, antibiotics, etc.	No	●
Maternal and perinatal death surveillance system in place for stillbirths	No	●	Integration of maternal and perinatal death surveillance system data and routine health information system	Yes	●
National quality of care plan included community participation in MNH for priority setting and planning	Yes	●	Mechanism for data sharing from the private/NGO sector	Yes	●
National quality of care plan included community participation in MNH for monitoring and evaluation	Yes	●			

Every Newborn Action Plan (ENAP) and Ending Preventable Maternal Mortality (EPMM), Joint Country Implementation Tracking Tool. 2022. Based on country self-report.



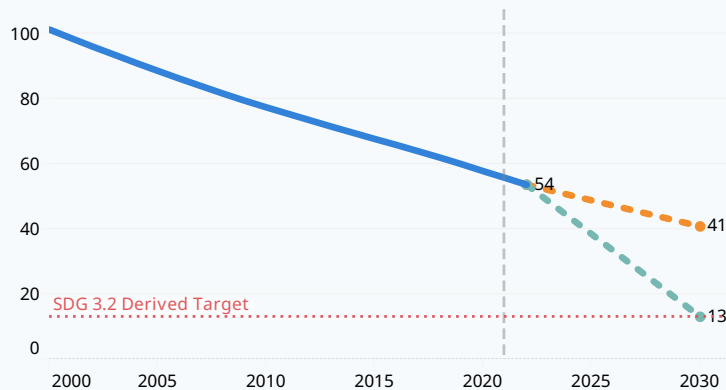
# Benin

## Maternal, Neonatal, and Child Health Profile

### Child Mortality and Nutrition Outcomes

#### Mortality rate 1-59 months

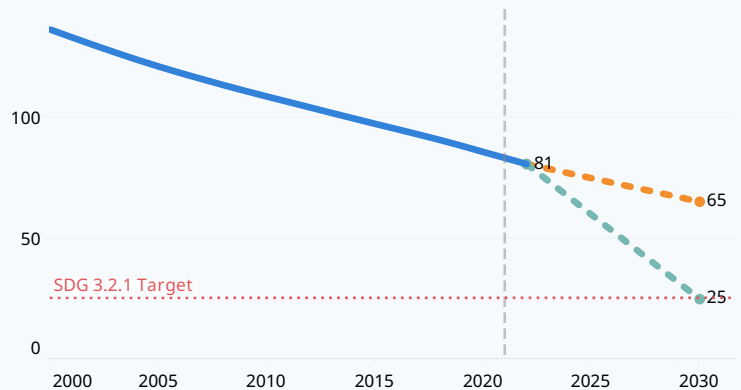
deaths per 1,000 live births



Estimates developed by the United Nations Inter-agency Group for Child Mortality Estimation, UNICEF, 2024

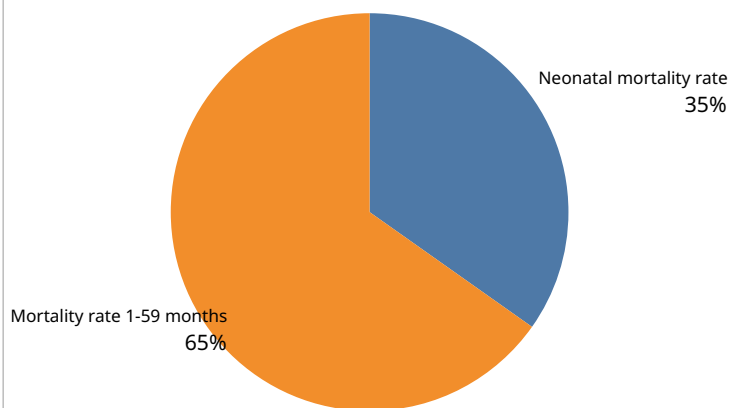
#### Under-five mortality rate

deaths per 1,000 live births



Estimates developed by the United Nations Inter-agency Group for Child Mortality Estimation, UNICEF, 2024

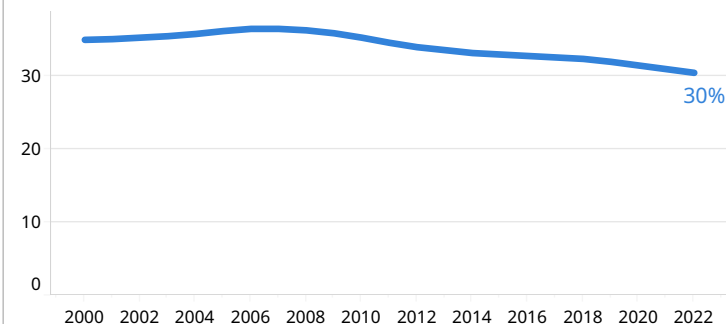
#### Percentage of Under-5 deaths by age



Estimates developed by the United Nations Inter-agency Group for Child Mortality Estimation, UNICEF, 2024

#### Under-five stunting (%)

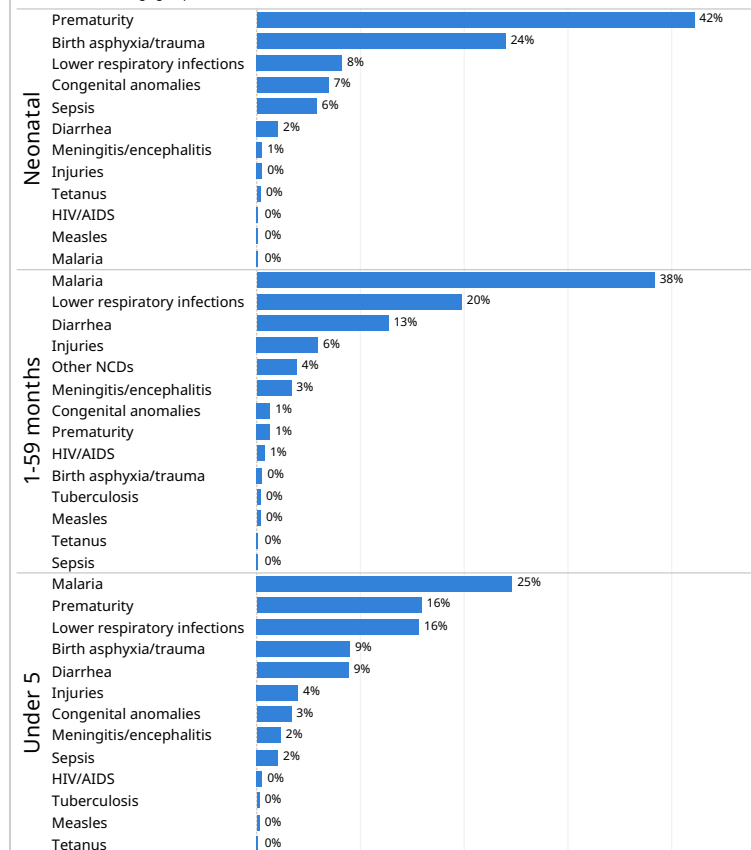
Percentage of children under 5:



Modelled Data for stunting and overweight. UNICEF/WHO/WB Joint Child Malnutrition Estimates 2021

#### Top 10 Child Causes of Death

% of total deaths in age group



Villavicencio F, Perin J, Ellerts-Spinelli H, Yeung D, Prieto-Merino D, Hug L, Sharrow D, You D, Strong KL, Black RE, Liu L. Global, regional, and national causes of death in children and adolescents younger than 20 years: an open data portal with estimates for 2000-21. Lancet Glob. Health. 2023. [https://doi.org/10.1016/S2214-109X\(23\)00496-5](https://doi.org/10.1016/S2214-109X(23)00496-5).



# Benin

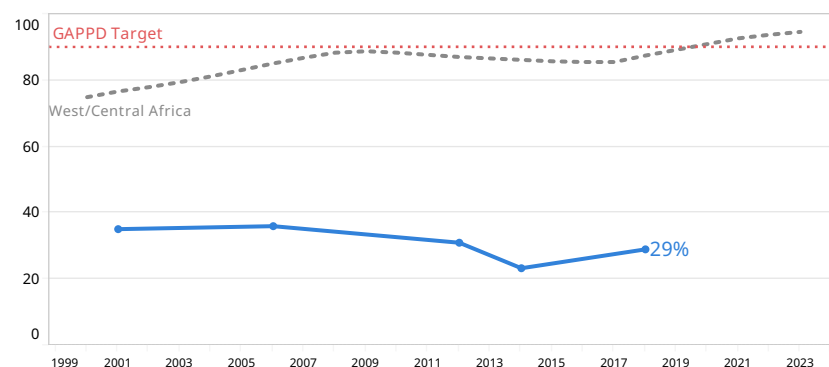
## Maternal, Neonatal, and Child Health Profile

	Year	Country	Region
Neonatal deaths, as % of all <5	2022	36	35
Mortality			
All under-five deaths	2022	37,943	1,863,489
Under-five mortality rate	2022	81	89
Neonatal mortality rate	2022	29	30
Mortality rate 1-59 months	2022	54	61
Nutrition			
Under-five stunting (%)	2022	30	32
Under-five wasting (%)	2018	5	7
Under-five overweight (%)	2022	2	3
Prevent			
Immunization - DTP3	2023	69	69
Immunization - Measles	2023	52	40
Immunization - PCV3	2023	69	64
Malaria prevention in children under-five - sleeping under ITNs (%)	2023		52
Immunization - Rotavirus	2023	69	56
DTP1-DTP3 dropout (%)	2023	13	
DTP1-MCV1 dropout (%)	2023	34	
Zero-dose children	2023	96,000	
Vitamin A supplementation, full coverage	2022	4	71
Promote			
Minimum dietary diversity (6-23 months) (%)	2021	22	25
Early initiation of breastfeeding	2018	54	41
Exclusive breastfeeding (0-5 months)	2018	41	64
Continued breastfeeding (12-23 months)	2018	69	64
Treat			
Careseeking for symptoms of ARI	2018	29	40
Careseeking for fever (%)	2018	53	57
Diarrhoea treatment: ORS	2018	22	33
Diarrhoea treatment - ORS + zinc	2018	11	18
Malaria diagnostics in children under-five with fever (%)	2018	18	24
Treatment with ACT amongst children receiving any antimalarials (%)	2018	37	
Population using at least basic drinking-water services	2022	67	
Population using at least basic sanitation services	2022	19	
Population with hand washing facilities with soap and water at home	2022	12	
Context			
Total under-five population (000)	2023	2,176	95,801
Total Births (000)	2023	478	21,418
Birth registration (%)	2022	93	59
Reliance on clean fuels and technologies (%)	2022	6	
UHC Service Coverage Index (SDG 3.8.1)	2021	38	

## Child Health Interventions

### Careseeking for symptoms of ARI

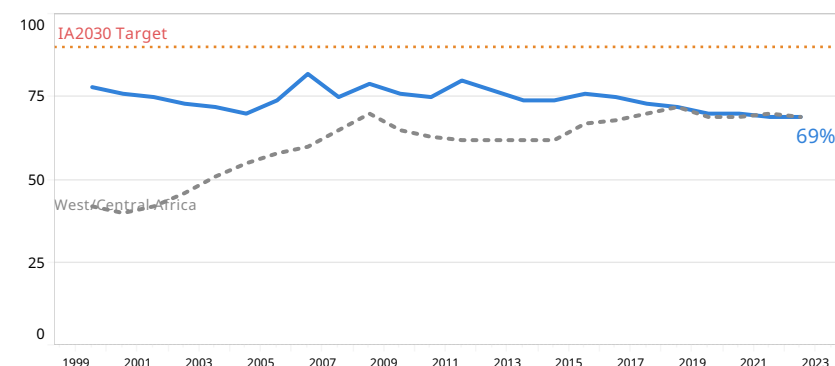
Percentage of children under 5 years:



Household Survey Data. UNICEF Global Database, MNCAH estimates

### Immunization - DTP3

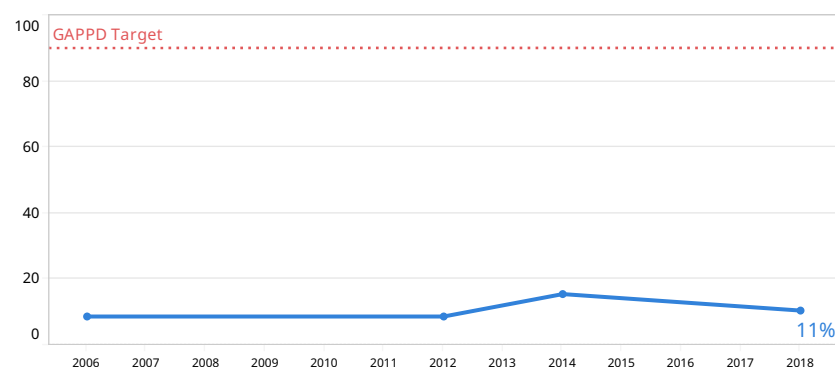
Percentage of children immunized:



Modelled Data. WHO/UNICEF Estimates of National Immunization Coverage, July 2021

### Diarrhoea treatment - ORS + zinc

Percentage of children under 5 years:



Household Survey Data. UNICEF Global Database, MNCAH estimates



# Benin

## Maternal, Neonatal, and Child Health Profile

### National Policy

Maternal Health	Birth registration	Yes	●
	Birth/Labour companion	Yes	●
	Costed RMNCH strategy/plan including MNH	Yes	●
	Eight ANC contacts	Yes	●
	Labour Care Guide/Revised partograph	Yes	●
	Maternal death registration with civil registrar	Yes	●
	Neonatal death registration with civil registrar	Yes	●
	PNC updated with WHO recommendations	Yes	●
	RMNCH/MNH plan updated to include quality of care standards	Yes	●
	Stillbirth registration	Yes	●

Every Newborn Action Plan (ENAP) and Ending Preventable Maternal Mortality (EPMM), Joint Country Implementation Tracking Tool. 2022. Based on country self-report.

Folate Fortified Foods	Maize	No	●
	Rice	No	●
	Wheat	Yes	●

Food Fortification Initiative. 2023 Annual Report. FFI: Atlanta, USA 2024. Accessed at: <https://www.ffinetwork.org/annual-reports>

Governance	Civil society involvement in national maternal, newborn and child health programs	Yes	●
	Dedicated adolescent health/well-being strategic plan	Yes	●
	International code of marketing of breastmilk substitutes	Partial	●
	Maternity protection (Convention 183)	Yes	●
	National coordinating body that looks at RMNCAH or its components	Yes	●
	National policy or guideline to improve quality of care of SRMNCAH services	Yes	●

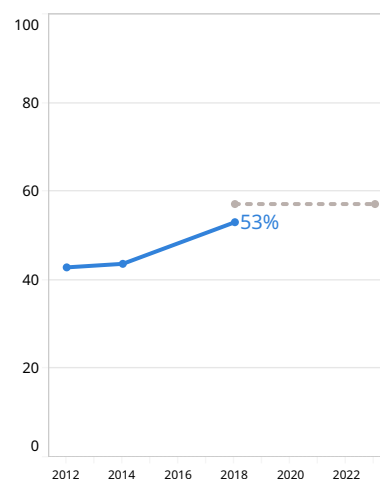
Maternal Death Review	A national maternal death review committee	Yes	●
	A national policy to notify all maternal deaths	Yes	●
	A national policy to review all maternal deaths	Yes	●

	Costed national implementation plan(s) for maternal, newborn and child health available	Yes	●
	Integrated plan of SRMNCAH	Yes	●
	Birth registration requirement	Yes	●

Child Health Policies	Dedicated child health strategic plan	Yes	●
	Policy on the management of pneumonia in children 2 - 59 months	Yes	●
	Policy on the management of diarrhoea in children 0 - 9 years	Yes	●
	Policy on the management of hospitalised children 1 month - 9 years	Yes	●
	Policy on early childhood development	Yes	●
	Policy on integrated management of childhood illness	Yes	●

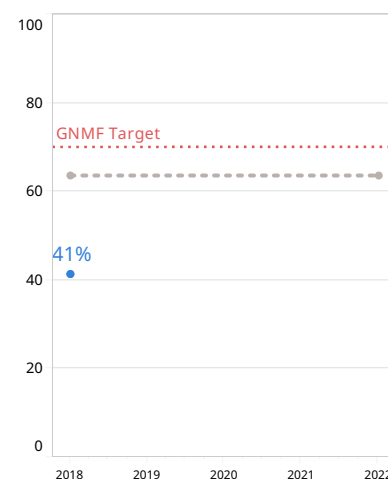
Sexual, Reproductive, Maternal, Newborn, Child and Adolescent Health Policy Survey, 2024

Careseeking for fever (%)  
Percentage of children under 5:



Comparison to Regional Estimate in gray. Household Survey Data. UNICEF Global Database, MNCAH estimates

Exclusive breastfeeding (0-5 months)  
Percentage of children under 5:



Comparison to Regional Estimate in gray. Household Survey Data. UNICEF Global Database, MNCAH estimates

### Investment, Response, Resiliency, Equity

Budgeted RMNCAH strategy (including MNH)	Partial	●
Subnational implementation plans at the State/Regional/Provincial levels	No	●
Subnational implementation plans at the district or an equivalent subnational unit le..	No	●
Budgeted/financed subnational plans	No	●
Tracking for domestic research allocations for MNH	Yes	●
Additional resources allocated for vulnerable population groups	Yes	●
User-fee exemptions for MNH	No	●
Insurance or financial protection scheme for MNH	Yes	●
Emergency transport system for MNH	Partial	●
National emergency response plan	No	●
National quality of care plan included community participation in MNH for priority se..	Yes	●

Every Newborn Action Plan (ENAP) and Ending Preventable Maternal Mortality (EPMM), Joint Country Implementation Tracking Tool. 2022. Based on country self-report.

### Commodities

Tracking availability/stock outs of caffeine citrate	Yes	●
Tracking availability/stock outs of dexamethasone	Yes	●
Tracking availability/stock outs of heat stable carbocetocin	Yes	●
Tracking availability/stock outs of magnesium sulfate	Yes	●
Tracking availability/stock outs of oxytocin	Yes	●

Every Newborn Action Plan (ENAP) and Ending Preventable Maternal Mortality (EPMM), Joint Country Implementation Tracking Tool. 2022. Based on country self-report.

### Research and Innovation

Does the country have a national prioritised research agenda for maternal and ne..	No	●
Identified innovation needs for MNH	Yes	●
National mechanism for sharing learning	No	●

Every Newborn Action Plan (ENAP) and Ending Preventable Maternal Mortality (EPMM), Joint Country Implementation Tracking Tool. 2022. Based on country self-report.

### Accountability

Representation from civil society, women's groups, and parent advocacy groups..	Yes	●
Representation from parent advocacy groups for MNH and prevention of stillbir..	Yes	●

Every Newborn Action Plan (ENAP) and Ending Preventable Maternal Mortality (EPMM), Joint Country Implementation Tracking Tool. 2022. Based on country self-report.